

CITY OF ONTARIO
CITY COUNCIL AND HOUSING AUTHORITY
AGENDA
FEBRUARY 16, 2016

Paul S. Leon
Mayor

Debra Dorst-Porada
Mayor pro Tem

Alan D. Wapner
Council Member

Jim W. Bowman
Council Member

Paul Vincent Avila
Council Member



Al C. Boling
City Manager

John E. Brown
City Attorney

Mary E. Wirtes, MMC
City Clerk

James R. Milhiser
Treasurer

WELCOME to a meeting of the Ontario City Council.

- All documents for public review are on file with the Records Management/City Clerk's Department located at 303 East B Street, Ontario, CA 91764.
- Anyone wishing to speak during public comment or on a particular item will be required to fill out a blue slip. Blue slips must be turned in prior to public comment beginning or before an agenda item is taken up. The Clerk will not accept blue slips after that time.
- Comments will be limited to 3 minutes. Speakers will be alerted when they have 1 minute remaining and when their time is up. Speakers are then to return to their seats and no further comments will be permitted.
- In accordance with State Law, remarks during public comment are to be limited to subjects within Council's jurisdiction. Remarks on other agenda items will be limited to those items.
- Remarks from those seated or standing in the back of chambers will not be permitted. All those wishing to speak including Council and Staff need to be recognized by the Chair before speaking.

ORDER OF BUSINESS The regular City Council and Housing Authority meeting begins with Closed Session and Closed Session Comment at 6:00 p.m., Public Comment at 6:30 p.m. immediately followed by the Regular Meeting and Public Hearings. No agenda item will be introduced for consideration after 10:00 p.m. except by majority vote of the City Council.

(EQUIPMENT FOR THE HEARING IMPAIRED AVAILABLE IN THE RECORDS MANAGEMENT OFFICE)

CALL TO ORDER (*OPEN SESSION*)

6:00 p.m.

ROLL CALL

Dorst-Porada, Wapner, Bowman, Avila, Mayor/Chairman Leon

CLOSED SESSION PUBLIC COMMENT The Closed Session Public Comment portion of the Council/Housing Authority meeting is limited to a maximum of 3 minutes for each speaker and comments will be limited to matters appearing on the Closed Session. Additional opportunities for further Public Comment will be given during and at the end of the meeting.

CLOSED SESSION

- GC 54956.8, CONFERENCE WITH REAL PROPERTY NEGOTIATORS
Property: APN: 0113-281-13, 0113-282-15, 0113-282-17, and 1046-551-12; 2200-2400 East Philadelphia Street, 2325-2525 East Riverside Drive, 2455 East Riverside Drive, and the Northeast Corner of 8th Street and Campus Avenue; City/Authority Negotiator: Al C. Boling or his designee; Negotiating parties: City of Upland, a municipal corporation; Under negotiation: Price and terms of payment.
- GC 54956.9 (d)(2), CONFERENCE WITH LEGAL COUNSEL, ANTICIPATED LITIGATION:
One (1) case.
- GC 54956.9 (d)(1), CONFERENCE WITH LEGAL COUNSEL, EXISTING LITIGATION:
Andre Bailey v. City of Ontario, CIVDS1414533

In attendance: Dorst-Porada, Wapner, Bowman, Avila, Mayor/Chairman Leon

PLEDGE OF ALLEGIANCE

Council Member Wapner

INVOCATION

Pastor Brian E. Kennedy, Mt. Zion Baptist Church

REPORT ON CLOSED SESSION

City Attorney

PUBLIC COMMENTS

6:30 p.m.

The Public Comment portion of the Council/Housing Authority meeting is limited to 30 minutes with each speaker given a maximum of 3 minutes. An opportunity for further Public Comment may be given at the end of the meeting. Under provisions of the Brown Act, Council is prohibited from taking action on oral requests.

As previously noted -- if you wish to address the Council, fill out one of the blue slips at the rear of the chambers and give it to the City Clerk.

AGENDA REVIEW/ANNOUNCEMENTS The City Manager will go over all updated materials and correspondence received after the Agenda was distributed to ensure Council Members have received them. He will also make any necessary recommendations regarding Agenda modifications or announcements regarding Agenda items to be considered.

SPECIAL CEREMONIES

CITY CLERK: SWEARING IN CEREMONY

CONSENT CALENDAR

All matters listed under CONSENT CALENDAR will be enacted by one motion in the form listed below – there will be no separate discussion on these items prior to the time Council votes on them, unless a member of the Council requests a specific item be removed from the Consent Calendar for a separate vote.

Each member of the public wishing to address the City Council on items listed on the Consent Calendar will be given a total of 3 minutes.

1. APPROVAL OF MINUTES

Minutes for the regular meeting of the City Council and Housing Authority of January 19, 2016, approving same as on file in the Records Management Department.

2. BILLS/PAYROLL

Bills December 13, 2015 through January 9, 2016 and **Payroll** December 13, 2015 through January 9, 2016, when audited by the Finance Committee.

3. CONSTRUCTION CONTRACT FOR FIBER BACK BONE INSTALLATION SERVICES/PRAXIS ASSOCIATES, INC.

That the City Council approve the plans and specifications, and award a construction contract (on file with the Records Management Department) to Praxis Associates, Inc., of Vallejo, California for the Fiber Back Bone Installation Services IT15-FIB-003A (Phase 1A) Project (MS0205) for the bid amount of \$2,323,806 plus a five percent (5%) contingency in the amount of \$116,190 for a total authorized amount of \$2,439,996; and authorize the City Manager to execute said contract and related documents and file a Notice of Completion at the conclusion of construction activities.

4. FISCAL YEAR 2015-16 SECOND BUDGET UPDATE REPORT

That the City Council approve the budget adjustments and recommendations as listed in the Fiscal Year 2015-16 Second Budget Update Report.

5. SOLE SOURCE PURCHASE FOR REPLACEMENT OF FIRE DEPARTMENT AUXILIARY SUPPORT EQUIPMENT

That the City Council approve the sole source purchase of auxiliary support equipment in the amount of \$253,729 for use in the Fire Department.

6. AN ORDINANCE LEVYING SPECIAL TAXES WITHIN CITY OF ONTARIO COMMUNITY FACILITIES DISTRICT NO. 37 (PARK & TURNER NE SERVICES)

That the City Council consider and adopt an ordinance authorizing the levy of special taxes within City of Ontario Community Facilities District No. 37 (Park & Turner NE Services).

ORDINANCE NO. _____

AN ORDINANCE OF THE CITY COUNCIL OF THE CITY OF ONTARIO, CALIFORNIA, LEVYING SPECIAL TAXES WITHIN THE CITY OF ONTARIO COMMUNITY FACILITIES DISTRICT NO. 37 (PARK & TURNER NE SERVICES).

7. A CITY INITIATED REQUEST TO CHANGE THE ZONING DESIGNATIONS (FILE NO. PZC15-003) FROM IL, LIGHT INDUSTRIAL WITH ES, EMERGENCY SHELTER OVERLAY TO IG, GENERAL INDUSTRIAL WITH ES, EMERGENCY SHELTER OVERLAY FOR SIXTEEN PARCELS LOCATED 260 TO 625 FEET NORTH OF MISSION BOULEVARD BETWEEN BENSON AND MAGNOLIA AVENUES (APNS: 1011-211-07, 1011-211-10, 1011-211-12 THRU 21, 1011-221-01 THRU 03 AND 1011-221-20)

That the City Council consider and adopt an ordinance approving a Zone Change (File No. PZC15-003) to create consistency between the zoning and the General Plan land use designations of the subject properties.

ORDINANCE NO. _____

AN ORDINANCE OF THE CITY COUNCIL OF THE CITY OF ONTARIO, CALIFORNIA, APPROVING FILE NO. PZC15-003, A REQUEST TO CHANGE THE ZONING OF SIXTEEN PROPERTIES LOCATED 260 TO 625 FEET NORTH OF MISSION BOULEVARD BETWEEN BENSON AND MAGNOLIA AVENUES FROM IL (LIGHT INDUSTRIAL) WITH ES (EMERGENCY SHELTER) OVERLAY TO IG (GENERAL INDUSTRIAL) WITH ES (EMERGENCY SHELTER) OVERLAY IN ORDER TO MAKE THE ZONING CONSISTENT WITH THE ONTARIO PLAN LAND USE DESIGNATIONS OF THE PROPERTIES, AND MAKING FINDINGS IN SUPPORT THEREOF – APNS: 1011-211-07, 1011-211-10, 1011-211-12 THRU 21, 1011-221-01 THRU 03 AND 1011-221-20.

8. PROFESSIONAL SERVICES AGREEMENTS FOR ON-CALL CONSTRUCTION MANAGEMENT AND INSPECTION SERVICES/WALLACE AND ASSOCIATES CONSULTING, INC./KOA CORPORATION/AKM CONSULTING ENGINEERS/MWH CONSTRUCTORS

That the City Council approve and authorize the City Manager to execute three-year Professional Services Agreements (on file with the Records Management Department) with the following firms: Wallace and Associates Consulting, Inc. of Corona, KOA Corporation of Ontario, AKM Consulting Engineers of Irvine and MWH Constructors of Pasadena; and authorize the City Manager to extend the agreements for up to two additional consecutive one-year periods consistent with City Council approved budgets.

STAFF MATTERS

City Manager Boling

COUNCIL MATTERS

MUSEUM BOARD VACANCY

Mayor Leon
Mayor pro Tem Dorst-Porada
Council Member Wapner
Council Member Bowman
Council Member Avila

ADJOURNMENT

**CITY OF ONTARIO
CLOSED SESSION REPORT**

City Council // Housing Authority // Other // (GC 54957.1)

February 16, 2016

ROLL CALL: Dorst-Porada __, Wapner __, Bowman __, Avila __ Mayor / Chairman Leon __.

STAFF: City Manager / Executive Director __, City Attorney __

In attendance: Dorst-Porada __, Wapner __, Bowman __, Avila __, Mayor / Chairman Leon __

- GC 54956.8, CONFERENCE WITH REAL PROPERTY NEGOTIATORS
Property: APN: 0113-281-13, 0113-282-15, 0113-282-17, and 1046-551-12; 2200-2400 East Philadelphia Street, 2325-2525 East Riverside Drive, 2455 East Riverside Drive, and the Northeast Corner of 8th Street and Campus Avenue; City/Authority Negotiator: Al C. Boling or his designee; Negotiating parties: City of Upland, a municipal corporation; Under negotiation: Price and terms of payment.

No Reportable Action Continue Approved

/ /

/ /

/ /

Disposition: _____

In attendance: Dorst-Porada __, Wapner __, Bowman __, Avila __, Mayor / Chairman Leon __

- GC 54956.9 (d)(2), CONFERENCE WITH LEGAL COUNSEL, ANTICIPATED LITIGATION:
One (1) case.

No Reportable Action Continue Approved

/ /

/ /

/ /

Disposition: _____

CITY OF ONTARIO
CLOSED SESSION REPORT
City Council // Housing Authority // Other // (GC 54957.1)
February 16, 2016
(continued)

In attendance: Dorst-Porada __, Wapner __, Bowman __, Avila __, Mayor / Chairman Leon __

- GC 54956.9 (d)(1), CONFERENCE WITH LEGAL COUNSEL, EXISTING LITIGATION:
Andre Bailey v. City of Ontario, CIVDS1414533

No Reportable Action	Continue	Approved
/ /	/ /	/ /

Disposition: _____

Reported by: _____
City Attorney / City Manager / Executive Director

CITY OF ONTARIO

Agenda Report
February 16, 2016

SECTION:
CONSENT CALENDAR

SUBJECT: CONSTRUCTION CONTRACT FOR FIBER BACK BONE INSTALLATION SERVICES

RECOMMENDATION: That the City Council approve the plans and specifications, and award a construction contract (on file with the Records Management Department) to Praxis Associates, Inc., of Vallejo, California for the Fiber Back Bone Installation Services IT15-FIB-003A (Phase 1A) Project (MS0205) for the bid amount of \$2,323,806 plus a five percent (5%) contingency in the amount of \$116,190 for a total authorized amount of \$2,439,996; and authorize the City Manager to execute said contract and related documents and file a Notice of Completion at the conclusion of construction activities.

COUNCIL GOALS: Regain Local Control of the Ontario International Airport
Invest in the City's Infrastructure (Water, Streets, Sewers, Parks, Storm Drains and Public Facilities)

FISCAL IMPACT: The FY2015-16 Budget includes \$8,330,000 of appropriations in the Information Technology Fund for the construction of the citywide fiber optic network. The recommended construction contract is for Phase 1A of the citywide project. A 5% contingency is recommended due to possible unforeseen conditions that may arise during the construction of this portion of the project.

BACKGROUND: The Fiber Back Bone Installation Services IT15-FIB-003A (Phase 1A) Project consists of constructing a portion of the fiber optic communication infrastructure identified in the citywide fiber optics master plan. A project location map for Phase 1A has been provided for reference as Exhibit A.

In October 2015, the City solicited proposals for the Fiber Back Bone Installation Services IT15-FIB-003A (Phase 1A) Project to establish a prequalified contractors list. Praxis Associates, Inc., High-Light Electric, Inc., SECC Corporation, and Henkels & McCoy, Inc. satisfied the prequalification requirements and were invited to bid on the Fiber Back Bone Installation Services IT15-FIB-003A (Phase 1A) Project.

STAFF MEMBER PRESENTING: Louis Abi-Younes, P.E., City Engineer

Prepared by: Jaime Maciel-Carrera
Department: Engineering

City Manager
Approval: 

Submitted to Council/O.H.A. 02/16/2016

Approved: _____

Continued to: _____

Denied: _____

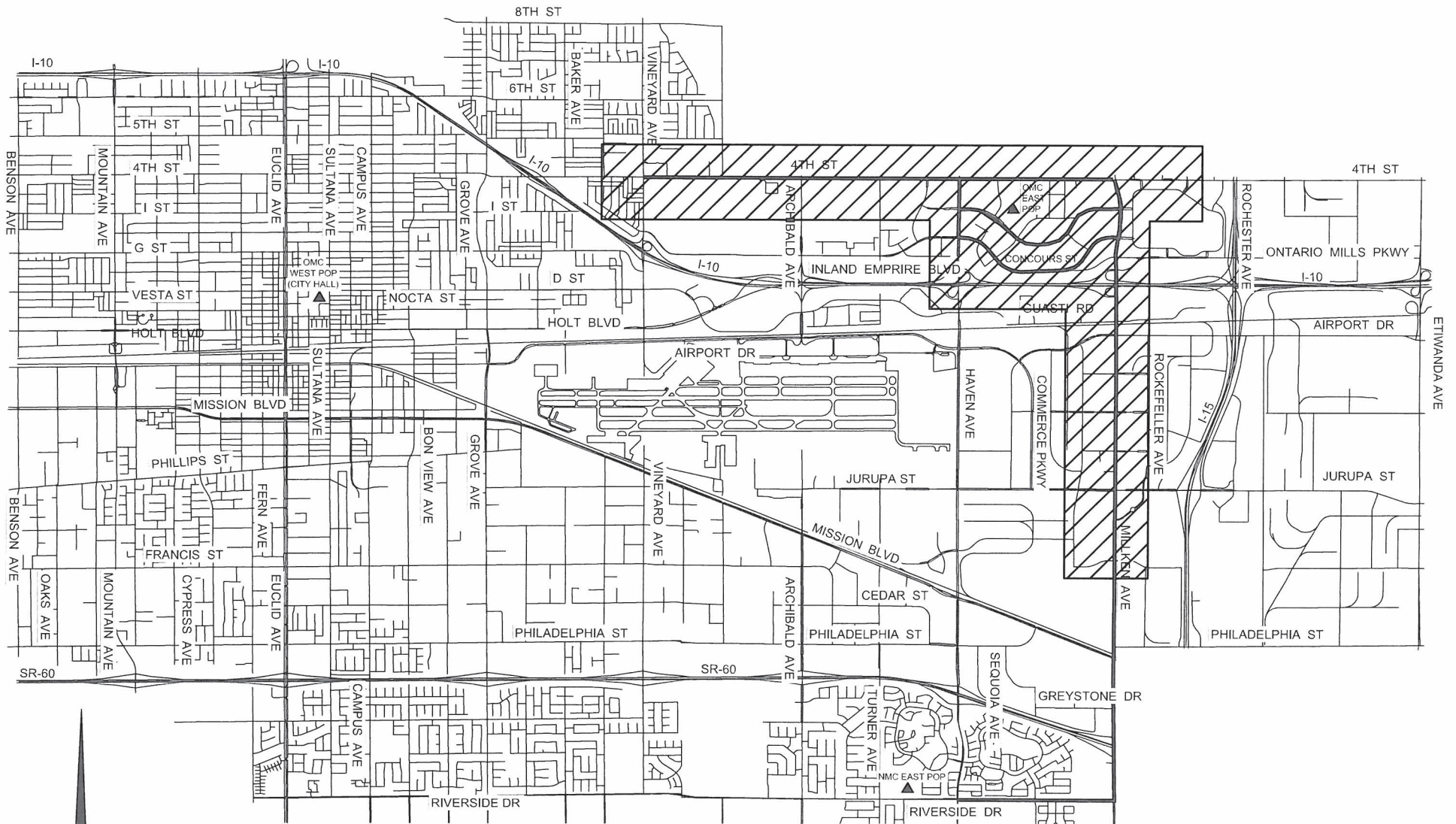
3

In December 2015, the City received bids for this project from the four (4) pre-qualified bidders as follows:

COMPANY	LOCATION	AMOUNT
Praxis Associates, Inc.	Vallejo, CA	\$2,323,806
High-Light Electric, Inc.	Riverside, CA	\$2,788,788
SECC Corporation.	Chino, CA	\$3,442,014
Henkels & McCoy, Inc.	Pomona, CA	\$4,334,007

Praxis Associates, Inc. submitted the lowest responsive bid and has completed similar work for AT&T and the California Broadband Cooperative, Inc. in a satisfactory manner.

EXHIBIT "A"
City of Ontario
Fiber Back Bone Installation Services IT15-FIB-003 (Phase 1A)
Location Map



LEGEND:



PROJECT WORK AREAS

CITY OF ONTARIO

Agenda Report
February 16, 2016

SECTION:
CONSENT CALENDAR

SUBJECT: FISCAL YEAR 2015-16 SECOND BUDGET UPDATE REPORT

RECOMMENDATION: That the City Council approve the budget adjustments and recommendations as listed in the Fiscal Year 2015-16 Second Budget Update Report.

**COUNCIL GOALS: Regain Local Control of the Ontario International Airport
Operate in a Businesslike Manner**

FISCAL IMPACT: The recommended actions will affect several fund budgets as outlined in the FY 2015-16 Second Budget Update Report and supporting schedules.

BACKGROUND: This second budget update report for Fiscal Year 2015-16 reflects the Administrative Services Agency's continued efforts to provide timely, accurate, and understandable financial information to assist the City Council with decision making and achieve their core goals. All funds have been reviewed in preparing this report. The emphasis of this report is on the General Fund, which funds the majority of government services including public safety, recreation, library, museum, parks, building, and planning. This report also discusses prior year results, budget trends, and the economic outlook that may impact the City's resources.

The primary purposes of this report are to:


- Revise the City's budget to reflect the City Council's actions taken since the beginning of the current fiscal year;
- Recommend personnel and organizational changes to enhance program operations and efficiency;
- Recommend budget changes to align the budget with projected year-end results;
- Recommend budget adjustments that are consistent with City Council goals and objectives; and
- Comment on significant budget and economic trends which may impact next fiscal year's budget development.

STAFF MEMBER PRESENTING: Grant D. Yee, Administrative Services/Finance Director

Prepared by: Doreen M. Nunes

Department: Fiscal Services

City Manager

Approval: 

Submitted to Council/O.H.A. 02/16/2016

Approved: _____

Continued to: _____

Denied: _____

4

Second Budget Update Recommendations

Second Budget Update recommendations are routine in nature and comprised predominately by City Council actions taken since the beginning of the fiscal year, adjustments in the revenue budget to reflect estimates based on current trends, and additional appropriations for new or ongoing programs/projects. For the General Fund, these actions will bring the General Fund estimated available ending fund balance to \$35,669,389 or 18.1% of the General Fund operating budget. This amount achieves the 18% goal set by City Council. Major items proposed for the Second Budget Update in the General Fund are: \$3.0 million increase to Property Tax revenues to reflect gains in assessed valuations; \$2.0 million for parking lot improvements at the Ontario Mills Mall; \$1.3 million for additional fire overtime (offset by Cal-Fire reimbursement of \$840,000); \$278,000 for seven police vehicles; \$275,000 for a police helicopter engine overhaul; and \$250,000 for additional personnel related services and citywide training.

Noteworthy budget adjustments in Other Funds include: approximately \$370,000 in public safety grants for: frontline intelligence, data analysis, and information dissemination improvements (\$263,815); a part-time emergency management coordinator (\$65,546); dispatch computers and other data equipment (\$36,056); and teen DUI awareness (\$6,000). Additional other adjustments are: \$130,000 for a forensics laser scanner station equipment and training (funding from Asset Seizure); \$125,000 for a water gate valve truck; and \$116,079 increase for Inland Empire Boulevard sewer improvements (offset by developer impact fee revenue).

Interim budget updates also present recommendations for personnel and organizational changes necessary to enhance program operations and efficiency. Current recommendations include an addition of six police officers in the Police Department to provide enhanced coverage for field patrol operations; addition of a Fire Administrative Director in the Fire Department; and organizational changes to the Housing and Municipal Services Agency which results in zero position changes. The proposed recommendations will result in an overall General Fund increase of \$495,070 (annual General Fund increase of \$990,140).

Economic Outlook

The local economy is continuing to show signs of improvement, with continued growth in retail and motor vehicles sales, and employment, as well as strong gains in the housing market. Sales tax revenue for the third quarter 2015 grew approximately 6.0% compared to same quarter a year ago, with office equipment and new auto sales continuing to be the highest producing sectors. Ontario's unemployment rate declined to 5.8% in December 2015 from 7.5% a year ago. Continued job gains over the last several months continue to drive unemployment down. Home values are strengthening as demonstrated by the 8.4% increase compared to the prior year in the median sale price of single-family homes in San Bernardino County for December 2015. Home sales also increased by 14.2% as a result of home buyers being pushed out of the Los Angeles and Orange County housing market due to the higher home prices reflected in those regions. However, the Consumer Confidence Index continues to be at pre-recession levels with a reported 96.5 for December 2015, an increase from the previous month reading of 90.4 but still a decline from September's high of 102.9. This is a result of consumers becoming less optimistic about the long-term growth in the economy.

CalPERS

The California State Public Employees Retirement System (CalPERS) is considerably underfunded, primarily due to lower than projected earning rates combined with significant investment losses incurred during the Great Recession. All of this has contributed to dramatic increases to the City's CalPERS contribution rates. With the recent adoption of amortization and smoothing policy changes

by the CalPERS Board to address the severity of the underfunding, significant employer contribution rate increases have begun in this fiscal year. CalPERS' proposed rates will increase by approximately 50% by Fiscal Year 2019-20. These rates are dependent upon CalPERS earning a 7.5% return on their investments in the future.

Conclusion

While the City is experiencing improvement during this economic recovery, challenges still remain. The economy is projected to grow slowly over the next couple of years due to a continued stagnant wage growth, the potential negative impact to the economy resulting from the unstable global economy, and the Federal Reserve's current actions to taper back its bond purchases (quantitative easing) which has kept borrowing costs low. The City still needs to be attentive during this economic recovery stage to ensure that the City of Ontario is positioned to take advantage of opportunities in the next economic growth cycle.

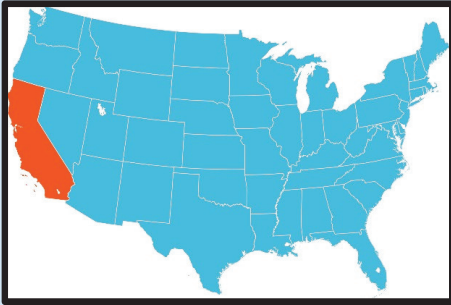
The Adopted Operating Budget for FY 2015-16, as modified through this Second Budget Update, reflects the City Council's continued commitment to foster steady, controlled growth and to provide the highest level of service to the community within the City's fiscal constraints. With the City Council's leadership and their prudent fiscal policies, the City's long-term fiscal health will further solidify its standing as the economic leader in the Inland Empire, and a formidable player in California and the nation.

Second Budget Update FY 2015-16

February 16, 2016



Economic Outlook December 2015



Gross Domestic Product 4th Qtr 0.7% ▲
 Consumer Confidence Index 96.5 ▲
 Purchasing Managers Index 48.2 ▼
 Unemployment: US 5.0% ↔
 CA* 5.8% ▲

**One category, mining and logging, reported job declines over the month, down 100 jobs.*



Purchasing Managers Index 42.1 ▼
 Unemployment:
 Riverside County 6.1% ▼
 San Bernardino County 5.8% ▼
 Ontario 5.8% ▼

Nationwide, employers added 292,000 jobs in December, an indication of a relatively strong labor market in 2015. In addition, the year ended with the best sales in new and existing homes the U.S. has seen since 2007. Manufacturing contracted all across the country in December however the average PMI for January through December was 51.4 indicating an expansion of the overall economy. Consumers were the main source of economic growth this year as the strong job market helped boost consumer confidence.

December-15	Median Sold Price of Existing Single-Family Homes			Sales
State/Region/County	Dec-15	Dec-14	YTY% Chg	YTY% Chg
Los Angeles Metro Area	\$446,660	\$413,150	8.1%	8.3%
Inland Empire	\$300,130	\$281,660	6.6%	6.7%
Southern California				
Los Angeles	\$502,750	\$464,650	8.2%	10.4%
Orange	\$710,940	\$683,490	4.0%	6.0%
Riverside	\$348,020	\$322,020	8.1%	2.4%
San Bernardino	\$234,080	\$216,020	8.4%	14.2%
San Diego	\$548,080	\$494,500	10.8%	9.1%
Ventura	\$601,910	\$569,600	5.7%	9.9%

Source: California Association of Realtors

FY 2015-16
General
Fund

Second
Budget
Update

Total Revenue Current Budget **\$213,679,940**

Revenue Adjustments

Property Tax \$ 3,000,000

Reimbursables 840,000

Transfers-In 7,500

Revised Revenue Budget **\$217,527,440**

Total Expenditure Current Budget **\$232,079,074**

Expenditure Adjustments

Public Safety \$ 2,484,373

Economic Development 2,000,000

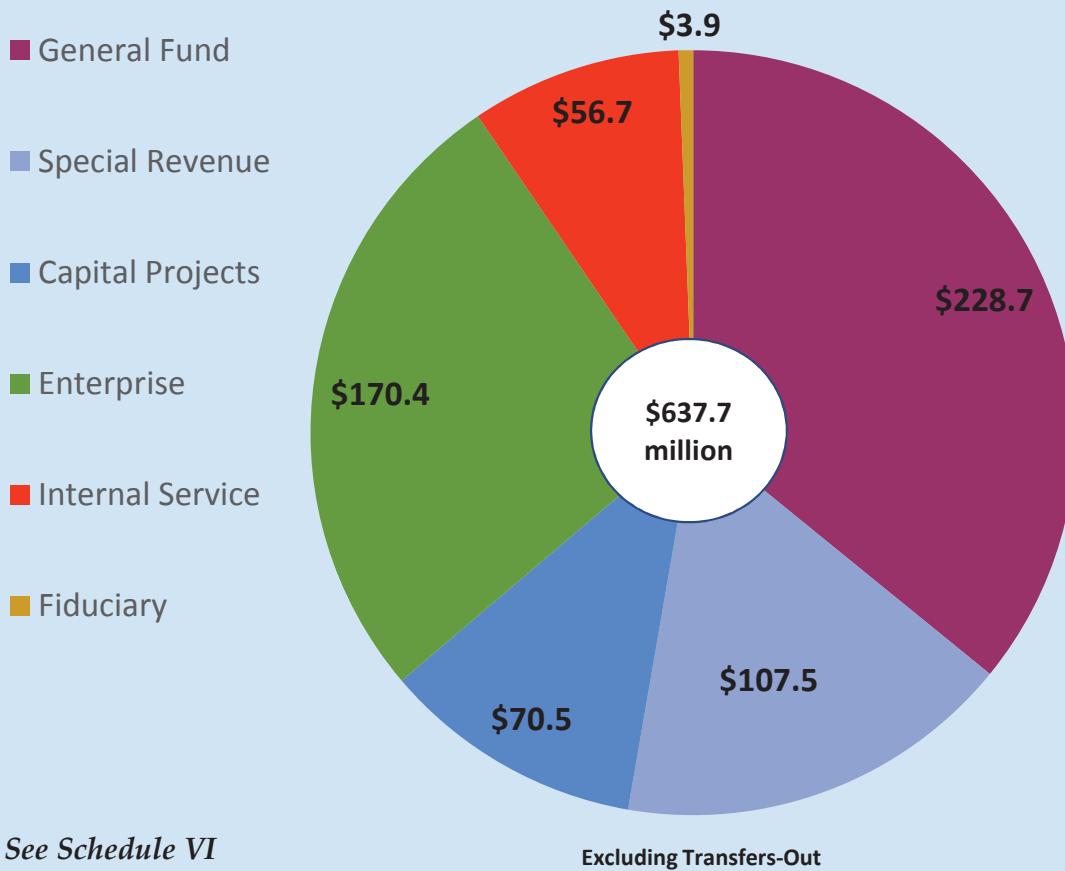
Supporting Services 250,000

Community & Recreation and Municipal Services 109,370


Revised Expenditure Budget **\$236,922,817**

See Schedules I -VI

FY 2015-16 Citywide Budget By Fund



Second Budget Update Highlights



FY 2015-16 Personnel Recommendations Second Budget Update

Agency	Position	Action
Fire Department	Fire Administrative Director	Addition
Police Department	Police Officer (6)	Addition
Housing & Municipal Services	Senior Facilities Maintenance Technician	Addition
Housing & Municipal Services	Public Services Project Manager	Deletion

See Schedule VII

City of Ontario
Summary of General Fund Recommended Revenue Adjustments
Fiscal Year 2015-16
Second Budget Update

Revenue Source	Original Budget	Current Budget	Recommended Second Budget Update Adjustments	Current Budget After Adjustments	Actuals As of 1/28/2016	Percent of Budget Received
Sales Tax	\$ 71,000,000	\$ 71,000,000	\$ -	\$ 71,000,000	\$ 26,350,310	37.11%
Business License Tax	6,400,000	6,400,000	-	6,400,000	3,160,662	49.39%
Occupancy Tax	10,900,000	10,900,000	-	10,900,000	5,867,363	53.83%
Parking Tax	2,700,000	2,700,000	-	2,700,000	1,429,899	52.96%
Franchises	3,200,000	3,200,000	-	3,200,000	363,577	11.36%
Property Tax	44,750,000	44,750,000	3,000,000	47,750,000	37,878,751	79.33%
Development Related	6,734,988	7,378,114	-	7,378,114	5,182,112	70.24%
Recreation Programs	896,300	896,300	-	896,300	549,076	61.26%
Interest & Rentals	1,777,930	1,777,930	-	1,777,930	-	0.00%
Miscellaneous Revenues	4,814,295	4,959,295	-	4,959,295	2,234,148	45.05%
Total Recurring Revenues	\$ 153,173,513	\$ 153,961,639	\$ 3,000,000	\$ 156,961,639	\$ 83,015,898	52.89%
Reimbursables	2,448,717	2,751,717	840,000	3,591,717	1,845,315	51.38%
Total General Fund Revenues	<u>\$ 155,622,230</u>	<u>\$ 156,713,356</u>	<u>\$ 3,840,000</u>	<u>\$ 160,553,356</u>	<u>\$ 84,861,213</u>	52.86%

City of Ontario
Summary of General Fund Recommended Expenditure Adjustments
Fiscal Year 2015-16
Second Budget Update

	Expenditures
Adopted Budget	\$ 188,979,590
Current Budget	\$ 223,896,877
Recommended Adjustments:	
Ontario Mills Mall parking lot improvements - Owner Participation Agreement (<i>CC Apprvd 12/1/2015</i>)	\$ 2,000,000
Overtime - Fire (offset by Cal-Fire reimbursements of \$840,000)	1,300,000
Personnel related services and citywide training	250,000
Street repair services at Ontario Ranch	125,000
Police vehicles (7) (three for additional personnel)	278,000
Police helicopter engine overhaul	275,000
Additional citywide security guard services (<i>CC Apprvd 2/2/2016</i>)	60,400
Additional citywide hazardous materials collection and disposal services (<i>CC Apprvd 1/19/2016</i>)	20,000
Whispering Lakes Golf Course landscape improvements (Transfer-in From Fund 098)	7,500
Recommended personnel changes	495,070
Total Recommended Adjustments	<u>\$ 4,810,970</u>
Recommended Budget	<u><u>\$ 228,707,847</u></u>

City of Ontario
Summary of General Fund Recommended Transfer Adjustments
Fiscal Year 2015-16
Second Budget Update

	Operating Transfers-In	Operating Transfers-Out
Adopted Budget	\$ 36,753,002	\$ 3,395,642
Current Budget	\$ 56,966,584	\$ 8,182,197
Recommended Adjustments:		
Transfer-in (From Fund 098) Whispering Lakes Golf Course landscape improvements	\$ 7,500	\$ -
Transfer-out (To Fund 015) FY2015 Emergency Management Performance Grant Program	-	32,773
Total Recommended Adjustments	\$ 7,500	\$ 32,773
Recommended Budget	\$ 56,974,084	\$ 8,214,970

City of Ontario
General Fund Balance with Recommended Adjustments
Fiscal Year 2015-16
Second Budget Update

General Fund	Actual 2014-15 Unaudited	Adopted 2015-16 Budget	Prior Budget Update Approved Adjustments	Current 2015-16 Budget	Second Budget Update Recommended Adjustments	Recommended Budget 2015-16
Total Revenues	\$ 173,389,492	\$ 155,622,230	\$ 1,091,126	\$ 156,713,356	\$ 3,840,000	\$ 160,553,356
Total Expenditures	(171,670,632)	(188,979,590)	(34,917,287)	(223,896,877)	(4,810,970)	(228,707,847)
Excess (Deficiency) of Revenues Over (Under) Expenditures	\$ 1,718,860	\$ (33,357,360)	\$ (33,826,161)	\$ (67,183,521)	\$ (970,970)	\$ (68,154,491)
Other Sources (Uses):						
Operating Transfer In	\$ 28,114,147	\$ 36,753,002	\$ 20,213,582	\$ 56,966,584	\$ 7,500	\$ 56,974,084
Operating Transfer Out	(11,248,205)	(3,395,642)	(4,786,555)	(8,182,197)	(32,773)	(8,214,970)
Total Other Sources (Uses)	\$ 16,865,942	\$ 33,357,360	\$ 15,427,027	\$ 48,784,387	\$ (25,273)	\$ 48,759,114
Excess (Deficiency) of Revenues and Other Financing Sources Over (Under) Expenditures and Other Financing Uses	\$ 18,584,802	\$ -	\$ (18,399,134)	\$ (18,399,134)	\$ (996,243)	\$ (19,395,377)
Fund Balance, Beginning of Year	85,894,027	104,478,829	-	104,478,829	-	104,478,829
Fund Balance, End of Year	<u>\$ 104,478,829</u>	<u>\$ 104,478,829</u>	<u>\$ (18,399,134)</u>	<u>\$ 86,079,695</u>	<u>\$ (996,243)</u>	<u>\$ 85,083,452</u>
FUND BALANCE						
Non-Spendable:						
Inventory	\$ 123,798	\$ 123,798	\$ -	\$ 123,798	\$ -	\$ 123,798
Advanced to Other Funds (RDA loan Repayment)	3,500,000	3,500,000	-	3,500,000	-	3,500,000
Long-Term Receivable	15,000	15,000	-	15,000	-	15,000
Prepays	73,591	73,591	-	73,591	-	73,591
Total Non-Spendable	\$ 3,712,389	\$ 3,712,389	\$ -	\$ 3,712,389	\$ -	\$ 3,712,389
Assigned:						
Continuing Appropriations	1,080,042	1,080,042	(1,080,042)	-	-	-
ORA Loan Payments	37,456,674	37,456,674	-	37,456,674	-	37,456,674
DOF Settlement/State Sales Tax	8,245,000	8,245,000	-	8,245,000	-	8,245,000
18% Stabilization Plan	53,984,724	53,984,724	(17,319,092)	36,665,632	(996,243)	35,669,389
Total Assigned	\$ 100,766,440	\$ 100,766,440	\$ (18,399,134)	\$ 82,367,306	\$ (996,243)	\$ 81,371,063
Total Fund Balance (Non-Spendable, Assigned)	104,478,829	104,478,829	(18,399,134)	86,079,695	(996,243)	85,083,452
Total Available for Contingencies and Emergencies	<u>\$ 55,064,766</u>	<u>\$ 55,064,766</u>	<u>\$ (18,399,134)</u>	<u>\$ 36,665,632</u>	<u>\$ (996,243)</u>	<u>\$ 35,669,389</u>

SCHEDULE V

City of Ontario
Unreserved Fund Balance with Recommended Adjustments for All Funds
Fiscal Year 2015-16
Second Budget Update

Funds/Sources	Total Unreserved Fund Balance July 1, 2015	Current Budget Control					Estimated Total Unreserved Fund Balance June 30, 2016	Recommended	Adjusted Unreserved Fund Balance June 30, 2016
			Operating Transfers-In	Operating Transfers-Out	Total Available	Expenditures		Second Budget Update	
								Adjustments Increase(Decrease) to Fund Balance Net Adjustments	
General Fund (incl. encumbrances)									
001 General Fund	\$ 55,064,766	\$ 156,713,356	\$ 56,966,584	\$ 8,182,197	\$ 260,562,509	\$ 223,896,877	\$ 36,665,632	\$ (996,243)	\$ 35,669,389
Total General Fund	<u>\$ 55,064,766</u>	<u>\$ 156,713,356</u>	<u>\$ 56,966,584</u>	<u>\$ 8,182,197</u>	<u>\$ 260,562,509</u>	<u>\$ 223,896,877</u>	<u>\$ 36,665,632</u>	<u>\$ (996,243)</u>	<u>\$ 35,669,389</u>
Special Revenue Funds									
002 Quiet Home Program	-	\$ 3,112,868	\$ -	\$ -	\$ 3,112,868	\$ 3,112,868	\$ -	\$ -	\$ -
003 Gas Tax	4,427,488	3,754,915	900,000	2,496,997	6,585,406	5,279,441	1,305,965	-	1,305,965
004 Measure I	6,096,863	2,576,410	-	-	8,673,273	7,085,313	1,587,960	-	1,587,960
005 Measure I -Valley Major Projects	-	71,714,204	-	-	71,714,204	71,714,204	-	-	-
007 Park Impact/Quimby	8,523,062	54,000	-	-	8,577,062	-	8,577,062	-	8,577,062
008 C.D.B.G.	-	3,640,756	-	-	3,640,756	3,640,756	-	-	-
009 HOME Grants	-	1,306,426	-	-	1,306,426	1,306,426	-	-	-
010 Asset Seizure	3,709,532	-	-	10,000	3,699,532	1,108,693	2,590,839	(130,000)	2,460,839
011 Neighborhood Stabilization	-	-	-	-	-	-	-	-	-
013 A.D. Administration	970,263	13,000	-	-	983,263	248,333	734,930	-	734,930
014 Mobile Source Air	878,727	205,000	-	14,685	1,069,042	573,197	495,845	-	495,845
015 General Fund Grants	-	7,149,281	8,213	-	7,157,494	7,157,494	-	-	-
018 Building Safety	391,432	910,000	-	56,096	1,245,336	1,221,502	23,834	-	23,834
019 Parkway Maintenance	917,777	590,080	279,970	186,400	1,601,427	709,679	891,748	-	891,748
021 Storm Drain Fee District	67,906	400	-	-	68,306	-	68,306	-	68,306
060 OMC CFD #21-Parkside Services	27,918	41,610	-	16,110	53,418	25,500	27,918	-	27,918
061 NMC CFD #31-Lennar Services	-	28,840	-	23,840	5,000	5,000	-	-	-
062 NMC CFD #23-Park Place Services	-	155,736	-	150,736	5,000	5,000	-	-	-
069 NMC CFD #20-Walmart Services	24,609	25,980	-	2,980	47,609	23,000	24,609	-	24,609
048 Ontario Housing Authority	2,583,263	544,800	-	-	3,038,476	615,508	2,422,968	-	2,422,968
070 Street Light Maintenance	1,914,655	485,079	15,672	89,587	2,404,618	355,134	2,049,484	-	2,049,484
071 CFD #10-Public Services	-	10,788	-	10,788	-	-	-	-	-
072 NMC CFD #9-Edenglen Services	27,532	524,218	-	511,818	39,932	39,932	-	-	-
076 Facilities Maintenance	425,636	-	750,000	-	1,175,636	1,175,636	-	-	-
077 Storm Drain Maintenance	1,115,090	1,242,000	-	-	2,357,090	1,646,008	711,082	-	711,082
114 Historic Preservation	195,172	1,300	-	-	196,472	-	196,472	-	196,472
119 NMC Public Services	3,688,400	25,000	-	-	3,713,400	-	3,713,400	-	3,713,400
Total Special Revenue Funds	<u>\$ 35,985,325</u>	<u>\$ 98,112,691</u>	<u>\$ 1,953,855</u>	<u>\$ 3,570,037</u>	<u>\$ 132,471,046</u>	<u>\$ 107,048,624</u>	<u>\$ 25,422,422</u>	<u>\$ (130,000)</u>	<u>\$ 25,292,422</u>
Capital Project Funds									
016 Ground Access	7,854,709	* \$ 3,968,947	\$ -	\$ -	\$ 11,823,656	\$ 3,968,947	\$ 7,854,709	\$ -	\$ 7,854,709
017 Capital Projects	27,180,046	* 7,805,000	3,003,000	-	37,988,046	26,879,595	11,108,451	-	11,108,451
101 Law Enforcement Impact	(1,900,491)	* 5,800	-	-	(1,894,691)	15,316	(1,910,007)	-	(1,910,007)
102 Fire Impact	125,398	1,000	-	-	126,398	2,377,456	(2,251,058)	-	(2,251,058)
103 OMC Street Impact	5,094,481	292,900	-	-	5,387,381	21,341,661	(15,954,280)	-	(15,954,280)
104 OMC Water Impact	8,034,626	55,000	-	-	8,089,626	117,368	7,972,258	-	7,972,258
105 OMC Sewer Impact	3,169,232	22,000	-	-	3,191,232	1,147,502	2,043,730	-	2,043,730
106 Solid Waste Impact	1,709,789	11,000	-	-	1,720,789	100,000	1,620,789	-	1,620,789
107 General Facility Impact	1,540,907	10,000	-	-	1,550,907	-	1,550,907	-	1,550,907

SCHEDULE V

City of Ontario
Unreserved Fund Balance with Recommended Adjustments for All Funds
Fiscal Year 2015-16
Second Budget Update

Funds/Sources	Total Unreserved Fund Balance July 1, 2015	Current Budget Control					Estimated Total Unreserved Fund Balance June 30, 2016	Recommended Second Budget Update Adjustments Increase(Decrease) to Fund Balance Net Adjustments	Adjusted Unreserved Fund Balance June 30, 2016
		Revenues	Operating Transfers-In	Operating Transfers-Out	Total Available	Expenditures			
108 Library Impact	959,805	6,000	-	-	965,805	-	965,805	-	965,805
109 Public Meeting Impact	1,841,224	12,000	-	-	1,853,224	145,000	1,708,224	-	1,708,224
110 Aquatics Impact	179,839	1,200	-	-	181,039	-	181,039	-	181,039
111 OMC Storm Drainage Impact	14,815,650	103,000	-	-	14,918,650	7,798,199	7,120,451	50,357	7,170,808
112 Species Habitat Impact	1,376,480	9,000	-	-	1,385,480	-	1,385,480	-	1,385,480
113 Fiber Impact	6,384	-	-	-	6,384	-	6,384	-	6,384
115 NMC Street Impact	444,539	85,700	-	-	530,239	4,189,723	(3,659,484)	-	(3,659,484)
116 NMC Water Impact	-	-	-	-	-	-	-	-	-
117 NMC Sewer Impact	213,588	1,400	-	-	214,988	-	214,988	-	214,988
118 NMC Storm Drainage Impact	1,447,401	10,000	-	-	1,457,401	-	1,457,401	-	1,457,401
120 Affordability In-Lieu	3,059,751	19,000	-	-	3,078,751	-	3,078,751	-	3,078,751
170 OMC - Regional Streets	4,994,760	33,000	-	-	5,027,760	50,000	4,977,760	-	4,977,760
171 OMC - Local Adjacent Streets	2,199,375	14,000	-	-	2,213,375	-	2,213,375	-	2,213,375
172 OMC - Regional Storm Drains	269,535	1,800	-	-	271,335	-	271,335	-	271,335
173 OMC - Local Adjacent Storm Drain	5,118,819	34,000	-	-	5,152,819	2,300,000	2,852,819	-	2,852,819
174 OMC - Regional Water	3,075,804	20,000	-	-	3,095,804	-	3,095,804	-	3,095,804
175 OMC - Local Adjacent Water	770,390	5,100	-	-	775,490	-	775,490	-	775,490
176 OMC - Regional Sewer	455,255	3,000	-	-	458,255	-	458,255	-	458,255
177 OMC - Local Adjacent Sewer	681,496	4,000	-	-	685,496	-	685,496	-	685,496
178 OMC - Fire Impact	181,746	-	-	-	181,746	-	181,746	-	181,746
180 OMC - Regional Streets	491,568	2,000	-	-	493,568	-	493,568	-	493,568
181 NMC - Local Adjacent Streets	1,773,533	2,000	-	-	1,775,533	-	1,775,533	-	1,775,533
182 NMC - Regional Storm Drains	252,496	2,000	-	-	254,496	-	254,496	-	254,496
183 NMC - Local Adjacent Storm Drain	824,790	6,000	-	-	830,790	-	830,790	-	830,790
184 NMC - Regional Water	423,318	2,500	-	-	425,818	-	425,818	-	425,818
185 NMC - Local Adjacent Water	541,322	3,000	-	-	544,322	-	544,322	-	544,322
186 NMC - Regional Sewer	34,081	-	-	-	34,081	-	34,081	-	34,081
187 NMC - Local Adjacent Sewer	51,165	500	-	-	51,665	-	51,665	-	51,665
188 NMC - Local Regional Fiber	12,555	60	-	-	12,615	-	12,615	-	12,615
189 NMC - Local Adjacent Fiber	101,590	540	-	-	102,130	-	102,130	-	102,130
190 NMC - Fire Impact	7,312,464	-	-	-	7,312,464	-	7,312,464	-	7,312,464
501 CFD #9-Edenglen	-	-	-	-	-	-	-	-	-
502 CFD #10-OAT	150	-	-	-	150	-	150	-	150
503 CFD #11-Armada	27,371	190	-	-	27,561	-	27,561	-	27,561
504 CFD #21-Ontario Parkside	74,846	-	-	-	74,846	-	74,846	-	74,846
505 CFD #13-Commerce Center	58,441	300	-	-	58,741	-	58,741	-	58,741
508 CFD #20-Walmart	67	-	-	-	67	-	67	-	67
509 CFD #23 & #24-Park Place Services	-	-	-	-	-	-	-	-	-
510 NMC CFD #27-New Haven Services	29,224	-	-	-	29,224	-	29,224	-	29,224
511 Richland Countryside CFD	75,000	-	-	-	75,000	-	75,000	-	75,000
512 NMC CFD #19-Forestar Services	82,788	-	-	-	82,788	-	82,788	-	82,788
513 NMC CFD #1-Lennar Services	33,667	-	-	-	33,667	-	33,667	-	33,667
514 NMC CFD #2-Archibald/Schaefer Services	22,943	-	-	-	22,943	-	22,943	-	22,943
Total Capital Project Funds	\$ 107,123,917	\$ 12,552,937	\$ 3,003,000	\$ -	\$ 122,679,854	\$ 70,430,767	\$ 52,249,087	\$ 50,357	\$ 52,299,444

<p style="text-align: right;">SCHEDULE V</p> <p style="text-align: center;"> City of Ontario Unreserved Fund Balance with Recommended Adjustments for All Funds Fiscal Year 2015-16 Second Budget Update </p>	
--	--

										Recommended		
										Estimated	Second Budget Update	
										Total	Adjustments	Adjusted
										Unreserved	Increase(Decrease)	Unreserved
										Fund Balance	to Fund Balance	Fund Balance
Funds/Sources	Total Unreserved Fund Balance July 1, 2015	Current Budget Control							June 30, 2016	Net Adjustments	June 30, 2016	
			Revenues	Operating Transfers-In	Operating Transfers-Out	Total Available	Expenditures					
Enterprise Funds												
024 Water Operating	56,315,160	*	\$ 47,369,000	\$ -	\$ 28,118,079	\$ 75,566,081	\$ 40,398,803	\$ 35,167,278	(125,000)	\$ 35,042,278		
025 Water Capital	58,931,277	*	13,111,015	17,600,000	5,267,530	84,374,762	76,123,256	8,251,506	-	8,251,506		
026 Sewer Operating	23,818,270	*	21,802,000	-	8,716,754	36,903,516	16,701,160	20,202,356	-	20,202,356		
027 Sewer Capital	17,502,662	*	126,000	3,500,000	761,600	20,367,062	5,897,326	14,469,736	-	14,469,736		
029 Solid Waste	34,277,886	*	31,120,229	-	6,979,002	58,419,113	31,060,188	27,358,925	-	27,358,925		
031 Solid Waste Facilities	637,122	*	4,400	-	-	641,522	63,838	577,684	-	577,684		
Total Enterprise Funds	\$ 191,482,377		\$ 113,532,644	\$ 21,100,000	\$ 49,842,965	\$ 276,272,056	\$ 170,244,571	\$ 106,027,485	\$ (125,000)	\$ 105,902,485		
Internal Service Funds												
032 Equipment Services	38,241,333		\$ 11,291,015	\$ -	\$ -	\$ 49,532,348	\$ 20,284,409	\$ 29,247,939	\$ -	\$ 29,247,939		
033 Self Insurance	13,215,019		9,414,726	-	-	22,629,745	7,481,934	\$ 15,147,811	-	15,147,811		
034 Information Technology	30,402,343		8,420,830	90,000	840,000	38,073,173	28,965,825	\$ 9,107,348	-	9,107,348		
Total Internal Service Funds	<u>\$ 81,858,695</u>		<u>\$ 29,126,571</u>	<u>\$ 90,000</u>	<u>\$ 840,000</u>	<u>\$ 110,235,266</u>	<u>\$ 56,732,168</u>	<u>\$ 53,503,098</u>	<u>\$ -</u>	<u>\$ 53,503,098</u>		
Fiduciary Funds												
098 General Fund Trust	43,534,171		\$ -	\$ 5,938,342	\$ 26,616,582	\$ 22,855,931	\$ -	\$ 22,855,931	\$ (7,500)	\$ 22,848,431		
099 Other Post Employment Benefits (OPEP)	106,067,443		9,470,175	-	-	115,537,618	3,900,000	111,637,618	-	111,637,618		
Total Trust Funds	<u>\$ 149,601,614</u>		<u>\$ 9,470,175</u>	<u>\$ 5,938,342</u>	<u>\$ 26,616,582</u>	<u>\$ 138,393,549</u>	<u>\$ 3,900,000</u>	<u>\$ 134,493,549</u>	<u>\$ (7,500)</u>	<u>\$ 134,486,049</u>		
	<u>\$ 621,116,694</u>		<u>\$ 419,508,374</u>	<u>\$ 89,051,781</u>	<u>\$ 89,051,781</u>	<u>\$ 1,040,614,280</u>	<u>\$ 632,253,007</u>	<u>\$ 408,361,273</u>	<u>\$ (1,208,386)</u>	<u>\$ 407,152,887</u>		
* Fund Balance amount is the Fund's actual working capital												

City of Ontario Recommended Adjustments by Fund Fiscal Year 2015-16 Second Budget Update					SCHEDULE VI
Description	Appropriation Adjustments	Revenue Adjustments	Operating Transfer-In	Operating Transfer-Out	Fund Balance Impact
Fund 001 - General Fund					
<i>Current Year Adjustments to Fund Balance</i>					
Revise budget estimate: Property Tax		3,000,000			3,000,000
Ontario Mills Mall parking lot improvements - Owner Participation Agreement (CC Apprvd 12/1/2015)	2,000,000				(2,000,000)
Overtime - Fire (offset by Cal-Fire reimbursements of \$840,000)	1,300,000	840,000			(460,000)
Personnel related services and citywide training	250,000				(250,000)
Street repair services at Ontario Ranch	125,000				(125,000)
Police vehicles (7) (three for additional personnel)	278,000				(278,000)
Police helicopter engine overhaul	275,000				(275,000)
Additional citywide security guard services (CC Apprvd 2/2/2016)	60,400				(60,400)
Additional citywide hazardous materials collection and disposal services (CC Apprvd 1/19/2016)	20,000				(20,000)
Whispering Lakes Golf Course landscape improvements (Transfer-in From Fund 098)	7,500		7,500		-
FY2015 Emergency Management Performance Grant Program (Transfer-out To Fund 015) - City's match				32,773	(32,773)
Recommended personnel changes	495,070				(495,070)
Total General Fund Adjustments	4,810,970	3,840,000	7,500	32,773	(996,243)
Fund 010 - Asset Seizure					
Forensics laser scanner station equipment & training	130,000				(130,000)
	130,000	-	-	-	(130,000)
Fund 015 - General Fund Grants					
FY2016 COPS/ELEAS Grant Program (CC Apprvd 12/1/2015)	263,815	263,815			-
FY2015 Emergency Management Performance Grant Program	65,546	32,773	32,773		-
FY2015 Homeland Security Grant Program (Police)	36,056	36,056			-
FY2016 Every 15 Minutes Grant Program (CC Apprvd 1/19/2016)	6,000	6,000			-
Revise Carryforward Grant Appropriations from FY 2014-15	(17,993)	(17,993)			-
	353,424	320,651	32,773	-	-
Fund 024 - Water Operating					
Water gate valve truck	125,000				(125,000)
	125,000	-	-	-	(125,000)
Fund 029 - Solid Waste					
FY2014-15 Bottle Bill Grant Program	44,144	44,144			-
	44,144	44,144	-	-	-
Fund 098 - General Fund Trust					
Transfer-out: (To Fund 001) Whispering Lakes Golf Course landscape improvements				7,500	(7,500)
	-	-	-	7,500	(7,500)
Fund 105 - OMC Sewer Impact					
Inland Empire Sewer Improvements - Reimbursement Agreement (CC Apprvd 11/17/2015)	116,079	116,079			-
	116,079	116,079	-	-	-
Fund 111 - OMC Storm Drainage Impact					
Revise Carryforward CIP Appropriations from FY 2014-15	(50,357)				50,357
	(50,357)	-	-	-	50,357
Total Other Fund Adjustments	718,290	480,874	32,773	7,500	(212,143)

SCHEDULE VII

**City of Ontario
Recommended Personnel and Organizational Changes
Fiscal Year 2015-16
Second Budget Update**

<u>Agency/Department</u>	<u>Position</u>	<u>Action</u>	<u>Salary Range</u>
Fire Department	Fire Administrative Director	Addition	\$ 9,145 - \$ 11,116
Police Department	Police Officer (6)	Addition	\$ 5,425 - \$ 6,594
Housing & Municipal Services	Sr Facilities Maintenance Technician	Addition	\$ 4,005 - \$ 4,869
Housing & Municipal Services	Public Services Project Manager	Deletion	\$ 6,504 - \$ 7,906

<u>Impact by Fund</u>		<u>Current</u>	<u>Annual</u>
Fund 001	General Fund	\$ 495,070	\$ 990,140

CITY OF ONTARIO

Agenda Report

February 16, 2016

SECTION: CONSENT CALENDAR

**SUBJECT: SOLE SOURCE PURCHASE FOR REPLACEMENT OF FIRE DEPARTMENT
AUXILIARY SUPPORT EQUIPMENT**

RECOMMENDATION: That the City Council approve the sole source purchase of auxiliary support equipment in the amount of \$253,729 for use in the Fire Department.

COUNCIL GOALS: Regain Local Control of the Ontario International Airport
Maintain the Current High Level of Public Safety
Operate in a Businesslike Manner

FISCAL IMPACT: The total cost to purchase the replacement equipment is \$253,729. The Fiscal Year 2015-16 Fleet Services Budget includes appropriations in the amount of \$215,000. It is recommended that cost savings from previous equipment purchases be utilized for the remaining balance of \$38,729. There is no impact to the General Fund.

BACKGROUND: The equipment requested for replacement has been in service over sixteen years and well beyond its expected service life. The purchase for the replacement auxiliary support equipment will continue to support and ensure to the greatest extent possible, the welfare of public safety and the general public.

STAFF MEMBER PRESENTING: Brent Schultz, Housing and Municipal Services Director

Prepared by: Craig Grabow
Department: Fleet Services

City Manager
Approval: 

Submitted to Council/O.H.A. 02/16/2016

Approved: _____

Continued to: _____

Denied: _____

CITY OF ONTARIO

Agenda Report
February 16, 2016

SECTION:
CONSENT CALENDAR

SUBJECT: AN ORDINANCE LEVYING SPECIAL TAXES WITHIN CITY OF ONTARIO COMMUNITY FACILITIES DISTRICT NO. 37 (PARK & TURNER NE SERVICES)

RECOMMENDATION: That the City Council consider and adopt an ordinance authorizing the levy of special taxes within City of Ontario Community Facilities District No. 37 (Park & Turner NE Services).

COUNCIL GOALS: Regain Local Control of the Ontario International Airport
Focus Resources in Ontario's Commercial and Residential Neighborhoods
Ensure the Development of a Well Planned, Balanced, and Self-Sustaining Community in the New Model Colony

FISCAL IMPACT: The use of Mello-Roos financing for services in the residential development of the Park & Turner NE Services project is estimated to generate approximately \$495,000 per year, at build out, to fund City services. The use of Mello-Roos financing for the Park & Turner NE Services development will not generate funds for facilities, at this time, and bonds will not be issued as part of this formation.

BACKGROUND: The Mello-Roos Community Facilities Act of 1982 provides local government, with the consent from a majority of the property owners, the authority to establish community facilities districts for the purpose of levying special taxes to finance various kinds of government services. On December 15, 2015, the City Council, in accordance with the Mello-Roos Act, took the initial steps in the formation of Community Facilities District No. 37 (Park & Turner NE Services) with the adoption of Resolution No. 2015-146, declaring the City's intention to establish the district and to authorize the levying of special taxes in the district. The Resolution of Intention set the public hearing on the establishment of the community facilities district for the regularly scheduled City Council meeting of February 2, 2016 to consider formation matters. On February 2, 2016, the City Council conducted the public hearing, adopted the resolution of formation for the District, and introduced and waived further

STAFF MEMBER PRESENTING: Grant D. Yee, Administrative Services/Finance Director

Prepared by: Bob Chandler
Department: Management Services

City Manager
Approval: 

Submitted to Council/O.H.A. 02/16/2016
Approved: _____
Continued to: _____
Denied: _____

6

reading of the ordinance authorizing the levy of special taxes within City of Ontario Community Facilities District No. 37 (Park & Turner NE Services). Adoption of the ordinance will conclude the formation process for the District.

The Park & Turner NE Services project addresses the residential development of approximately 80 gross acres located generally east of Archibald Avenue, west of Haven Avenue, south of Edison Avenue and north of Eucalyptus Avenue. At build out, the development is projected to include 330 detached units.

Included, as part of the resolution of intention and the formation, is the proposed Rate and Method of Apportionment of Special Tax for City of Ontario Community Facilities District No. 37 (Park & Turner NE Services). The term and structure of the rate and method of apportionment of special tax are consistent with the City Council's adopted Mello-Roos Local Goals and Policies in all aspects, and are consistent with those of the previously adopted rates and methods of apportionment for Ontario Ranch community facilities districts. This ensures that the special tax rates levied on all residential property owners in community facilities districts in Ontario Ranch are developed in a consistent and equivalent manner. In addition, under the provision of the Mello-Roos Act, to ensure that home buyers are making an informed decision, all residential builders in the Ontario Ranch community facilities districts will be required to disclose the maximum annual special tax amount to each homeowner before entering into a sales contract.

ORDINANCE NO. _____

AN ORDINANCE OF THE CITY COUNCIL OF THE CITY OF ONTARIO, CALIFORNIA, LEVYING SPECIAL TAXES WITHIN THE CITY OF ONTARIO COMMUNITY FACILITIES DISTRICT NO. 37 (PARK & TURNER NE SERVICES).

WHEREAS, on December 15, 2015, the City Council (the "City Council") of the City of Ontario (the "City"), pursuant to the Mello-Roos Community Facilities Act of 1982 (the "Act"), adopted a resolution entitled "A Resolution of the City Council of the City of Ontario, California, of Intention to Establish a Community Facilities District Proposed to be Named City of Ontario Community Facilities District No. 37 (Park & Turner NE Services) and to Authorize the Levy of Special Taxes" stating its intention to establish City of Ontario Community Facilities District No. 37 (Park & Turner NE Services) (the "Community Facilities District") and to finance certain services (the "Services"); and

WHEREAS, on February 2, 2016, the City Council held a noticed public hearing on the establishment of the Community Facilities District, as required by the Act; and

WHEREAS, subsequent to the close of said hearing, the City Council adopted resolutions entitled "A Resolution of the City Council of the City of Ontario, California, of Formation of the City of Ontario Community Facilities District No. 37 (Park & Turner NE Services), Authorizing the Levy of a Special Tax within the Community Facilities District and Establishing an Appropriations Limit for the Community Facilities District" (the "Resolution of Formation") and "A Resolution of the City Council of the City of Ontario, California, Calling Special Election for City of Ontario Community Facilities District No. 37 (Park & Turner NE Services)," which resolutions established the Community Facilities District, authorized the levy of a special tax within the Community Facilities District and called an election within the Community Facilities District on the proposition of levying a special tax within the Community Facilities District and establishing an appropriations limit for the Community Facilities District, respectively; and

WHEREAS, on February 2, 2016, an election was held in which the qualified electors of the Community Facilities District approved said proposition by more than the two-thirds vote required by the Act;

THE CITY COUNCIL OF THE CITY OF ONTARIO DOES ORDAIN AS FOLLOWS:

SECTION 1. The City Council hereby authorizes and levies special taxes within the Community Facilities District pursuant to Sections 53328 and 53340 of the Act, at the rate and in accordance with the method of apportionment set forth in Exhibit B to the Resolution of Formation (the "Rate and Method of Apportionment"). The special taxes are hereby levied commencing in fiscal year 2016-17 and in each fiscal year thereafter until the last fiscal year in which such special taxes are authorized to be levied pursuant to the Rate and Method of Apportionment.

SECTION 2. The City Council may, in accordance with subdivision (b) of Section 53340 of the Act, provide, by resolution, for the levy of the special tax in future tax years at the same rate or at a lower rate than the rate provided by this Ordinance. In no event shall the special tax be levied on any parcel within the Community Facilities District in excess of the maximum tax specified therefor in the Rate and Method of Apportionment.

SECTION 3. The special tax shall be levied on all of the parcels in the Community Facilities District, unless exempted by law or by the Rate and Method of Apportionment.

SECTION 4. The proceeds of the special tax shall only be used to pay, in whole or in part, the cost of providing the Services and incidental expenses pursuant to the Act.

SECTION 5. The special tax shall be collected in the same manner as ordinary *ad valorem* property taxes are collected and shall be subject to the same penalties and the same procedure, sale and lien priority in the case of delinquency as is provided for *ad valorem* taxes, unless another procedure is adopted by the City Council.

SECTION 6. If for any reason any portion of this Ordinance is found to be invalid, or if the special tax is found inapplicable to any particular parcel within the Community Facilities District, by a court of competent jurisdiction, the balance of this Ordinance and the application of the special tax to the remaining parcels within the Community Facilities District shall not be affected.

SECTION 7. The Mayor shall sign this Ordinance and the City Clerk shall certify as to the adoption and shall cause a summary thereof to be published at least once, in a newspaper of general circulation in the City of Ontario, California within fifteen (15) days of the adoption. The City Clerk shall post a certified copy of this ordinance, including the vote for and against the same, in the Office of the City Clerk, in accordance with Government Code Section 36933.

The City Clerk of the City of Ontario shall certify as to the adoption of this Resolution.

PASSED, APPROVED, AND ADOPTED this 16th day of February 2016.

PAUL S. LEON, MAYOR

ATTEST:

VICKI KASAD, ASSISTANT CITY CLERK

APPROVED AS TO FORM:

BEST BEST & KRIEGER LLP
CITY ATTORNEY

STATE OF CALIFORNIA)
COUNTY OF SAN BERNARDINO)
CITY OF ONTARIO)

I, VICKI KASAD, Assistant City Clerk of the City of Ontario, DO HEREBY CERTIFY that foregoing Ordinance No. 3043 was duly introduced at a regular meeting of the City Council of the City of Ontario held February 2, 2016 and adopted at the regular meeting held February 16, 2016 by the following roll call vote, to wit:

AYES: COUNCIL MEMBERS:

NOES: COUNCIL MEMBERS:

ABSENT: COUNCIL MEMBERS:

VICKI KASAD, MMC, ASSISTANT CITY CLERK

(SEAL)

I hereby certify that the foregoing is the original of Ordinance No. 3043 duly passed and adopted by the Ontario City Council at their regular meeting held February, 16, 2016 and that Summaries of the Ordinance were published on February 9, 2016 and February 23, 2016, in the Inland Valley Daily Bulletin newspaper.

VICKI KASAD, MMC, ASSISTANT CITY CLERK

(SEAL)

CITY OF ONTARIO

Agenda Report
February 16, 2016

SECTION:
CONSENT CALENDAR

SUBJECT: A CITY INITIATED REQUEST TO CHANGE THE ZONING DESIGNATIONS (FILE NO. PZC15-003) FROM IL, LIGHT INDUSTRIAL WITH ES, EMERGENCY SHELTER OVERLAY TO IG, GENERAL INDUSTRIAL WITH ES, EMERGENCY SHELTER OVERLAY FOR SIXTEEN PARCELS LOCATED 260 TO 625 FEET NORTH OF MISSION BOULEVARD BETWEEN BENSON AND MAGNOLIA AVENUES (APNS: 1011-211-07, 1011-211-10, 1011-211-12 THRU 21, 1011-221-01 THRU 03 AND 1011-221-20)

RECOMMENDATION: That the City Council consider and adopt an ordinance approving a Zone Change (File No. PZC15-003) to create consistency between the zoning and the General Plan land use designations of the subject properties.

COUNCIL GOALS: Regain Local Control of Ontario International Airport
Operate in a Businesslike Manner

FISCAL IMPACT: The potential fiscal impacts of the project were analyzed as part of The Ontario Plan ("TOP") adopted in January 2010. The Zone Change will not introduce any fiscal impacts that were not previously analyzed as part of TOP.


BACKGROUND: On February 2, 2016, the City Council introduced an Ordinance approving a Development Code Amendment. The subject properties were part of the zone changes brought before City Council on November 17, 2015 (File No. PZC15-002). During the public hearing, several property owners expressed concerns about being zoned IL, Light Industrial, believing the existing M3, General Industrial, zone would be more permissive. The City Council approved staff's recommendation to change the zoning of the properties from M3, General Industrial to IL, Light Industrial to provide consistency with The Ontario Plan. In addition, City Council directed staff to prepare, for their consideration, a General Plan Amendment to change the land use designation on these properties from Business Park to Industrial and a Zone Change to change the zoning from IL, Light Industrial with ES, Emergency Shelter Overlay to IG, General Industrial with ES, Emergency Shelter Overlay to address

STAFF MEMBER PRESENTING: Scott Murphy, Planning Director

Prepared by: M. Mullis/C. Burden

Department: Planning

City Manager

Approval: 

Submitted to Council/O.H.A. 02/16/2016

Approved: _____

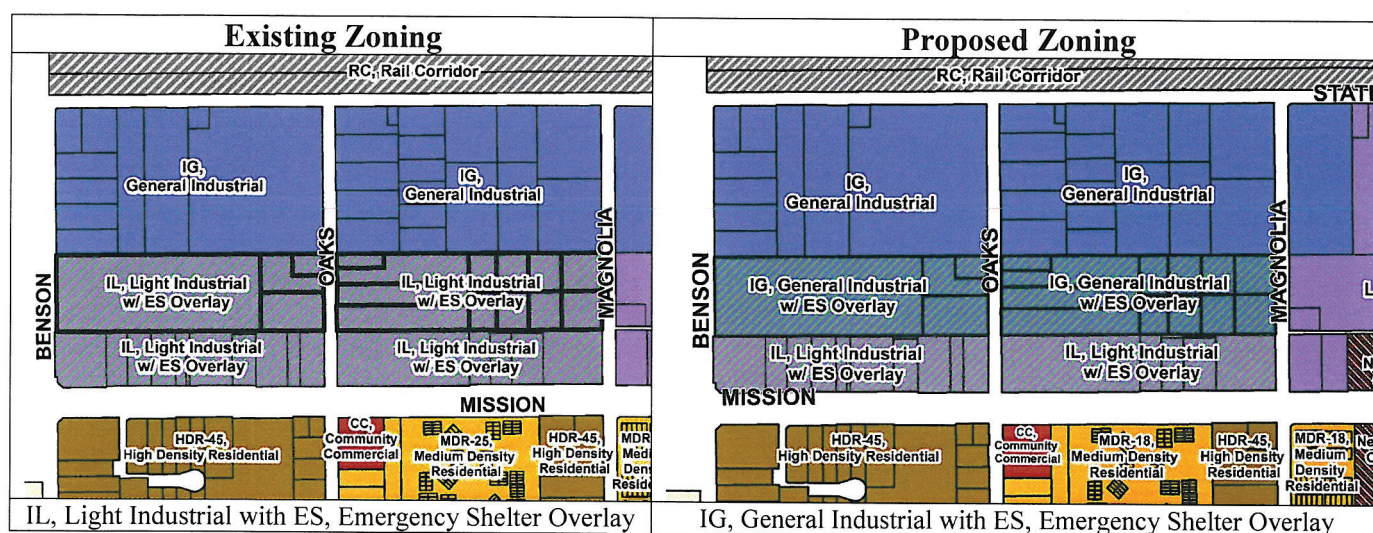
Continued to: _____

Denied: _____

7

those concerns. The City Council felt that this change would allow for higher design standards along Mission Boulevard and maintain a sufficient transition/buffer to residential properties south of Mission Boulevard.

This matter was heard by Planning Commission on December 22, 2015. No members of the public spoke during the public hearing. The Planning Commission noted that the proposed land use and zoning designations were in keeping with existing uses of the property and the location provided a sufficient buffer to residential land uses located south of Mission Boulevard. As a result, the Planning Commission unanimously recommended City Council approval of PZC15-003 with a 5-0 vote. On February 2, 2016, the City Council modified The Ontario Plan land use designation for the subject properties from Business Park to Industrial and introduced an Ordinance to rezone the properties from IL (Light Industrial) with Emergency Shelter Overlay to IG (General Industrial) with Emergency Shelter Overlay. The maps below shows the proposed zone change.



AIRPORT LAND USE COMPATIBILITY: The Proposed project is located within the Airport Influence Area of Ontario International Airport (ONT) and was evaluated and found to be consistent with the policies and criteria of the Airport Land Use Compatibility Plan (ALUCP) Ontario.

ENVIRONMENTAL REVIEW: The application is a project pursuant to the California Environmental Quality Act (Public Resources Code Section 21000 et seq.) ("CEQA") and an initial study was prepared to determine possible environmental impacts. The environmental impacts of this project were reviewed in conjunction with an Addendum to The Ontario Plan Environmental Impact Report (State Clearinghouse No. 2008101140) adopted by City Council on January 27, 2010 in conjunction with File No. PGPA06-001. The Addendum was prepared pursuant to CEQA, the State CEQA Guidelines and The City's "Guidelines for the Implementation of the California Environmental Quality Act (CEQA)" which provide for the use of a single environmental assessment in situations where the impacts of subsequent projects are adequately analyzed. This Application introduced no new significant environmental impacts not previously analyzed in the Environmental Impact Report. All previously adopted mitigation measures are a condition of project approval and are incorporated herein by reference. The City Council approved the Addendum on February 2, 2016.

ORDINANCE NO. _____

AN ORDINANCE OF THE CITY COUNCIL OF THE CITY OF ONTARIO, CALIFORNIA, APPROVING FILE NO. PZC15-003, A REQUEST TO CHANGE THE ZONING OF SIXTEEN PROPERTIES LOCATED 260 TO 625 FEET NORTH OF MISSION BOULEVARD BETWEEN BENSON AND MAGNOLIA AVENUES FROM IL (LIGHT INDUSTRIAL) WITH ES (EMERGENCY SHELTER) OVERLAY TO IG (GENERAL INDUSTRIAL) WITH ES (EMERGENCY SHELTER) OVERLAY IN ORDER TO MAKE THE ZONING CONSISTENT WITH THE ONTARIO PLAN LAND USE DESIGNATIONS OF THE PROPERTIES, AND MAKING FINDINGS IN SUPPORT THEREOF – APNS: 1011-211-07, 1011-211-10, 1011-211-12 THRU 21, 1011-221-01 THRU 03 AND 1011-221-20.

WHEREAS, the City of Ontario ("Applicant") has initiated an Application for the approval of a Zone Change, File No. PZC15-003, as described in the title of this Ordinance (hereinafter referred to as "Application" or "Project"); and

WHEREAS, the Application applies to 16 properties located 260 to 625 feet north of Mission Boulevard between Benson and Magnolia Avenues and requests to change the zoning from IL (Light Industrial) with ES (Emergency Shelter) Overlay to IG (General Industrial) with ES (Emergency Shelter) Overlay; and

WHEREAS, the zoning of the properties is inconsistent with The Ontario Plan ("TOP") land use designations of the properties and the proposed zone changes will make the zoning consistent with TOP land use designations of the properties as shown in Exhibit A; and

WHEREAS, the Application is a project pursuant to the California Environmental Quality Act (Public Resources Code Section 21000 et seq.) ("CEQA") and an initial study has been prepared to determine possible environmental impacts; and

WHEREAS, the proposed project is located within the Airport Influence Area of Ontario International Airport (ONT) and was evaluated and found to be consistent with the policies and criteria of the Airport Land Use Compatibility Plan (ALUCP) for ONT; and

WHEREAS, on December 22, 2015, the Planning Commission of the City of Ontario conducted a duly noticed public hearing and approved Resolution No. PC15-069 recommending City Council approval of the application; and

WHEREAS, as the first action on the Project, on February 2, 2016, the City Council approved a resolution adopting an Addendum to a previously approved Environmental Impact Report ("EIR"), prepared pursuant to CEQA, the State CEQA Guidelines and the City of Ontario Local CEQA Guidelines; and

WHEREAS, on February 2, 2016, the City Council of the City of Ontario conducted a hearing to consider the Project, and concluded said hearing on that date; and

WHEREAS, all legal prerequisites to the adoption of this Ordinance have occurred.

NOW, THEREFORE, IT IS HEREBY FOUND, DETERMINED, AND ORDAINED by the City Council of the City of Ontario, as follows:

SECTION 1. As the approving body for the Project, the City Council has reviewed and considered the information contained in Addendum, the initial study, and the administrative record for the Project, including all written and oral evidence provided during the comment period. Based upon the facts and information contained in the Addendum, the initial study, and the administrative record, including all written and oral evidence presented to the City Council, the City Council finds as follows:

a. The Addendum, initial study, and administrative record have been completed in compliance with CEQA, the State CEQA Guidelines and the City of Ontario Local CEQA Guidelines; and

b. The Addendum and initial study contain a complete and accurate reporting of the environmental impacts associated with the Project and reflects the independent judgment of the City Council; and

c. There is no substantial evidence in the administrative record supporting a fair argument that the project may result in significant environmental impacts; and

d. All environmental impacts of the Project are either insignificant or can be mitigated to a level of insignificance pursuant to the mitigation measures outlined in the Addendum.

SECTION 2. Based upon the substantial evidence presented to the City Council during the above-referenced hearing and upon the specific findings set forth in Section 1 above, the City Council hereby concludes as follows:

a. The proposed zone change is consistent with the goals and policies of the general plan.

b. The proposed zone change is reasonable and beneficial, and in the interest of good zoning practice.

c. The project site is physically suitable, including, but not limited to parcel size, shape, access, availability of utilities and compatibility with adjoining land uses, for the requested zoning designation and anticipated development.

d. The proposed zone change will not adversely affect the harmonious relationship with adjacent parcels and land uses.

e. The proposed zone change will not have a significant adverse impact on the environment.

SECTION 3. Based upon the findings and conclusions set forth in Sections 1 and 2 above, the City Council approves the Project as shown in Exhibit "A" attached.

SECTION 4. If any section, subsection, paragraph, sentence, clause or phrase of this ordinance is for any reason held to be invalid, unconstitutional or otherwise struck-down by a court of competent jurisdiction, such decision shall not affect the validity of the remaining portions of this Ordinance. The City Council hereby declares that it would have adopted this ordinance and each section, subsection, paragraph, sentence, clause or phrase thereof, irrespective of the fact that any one or more portions of this ordinance might be declared invalid.

SECTION 5. The Applicant shall agree to defend, indemnify and hold harmless, the City of Ontario or its agents, officers, and employees from any claim, action or proceeding against the City of Ontario or its agents, officers or employees to attack, set aside, void or annul this approval. The City of Ontario shall promptly notify the applicant of any such claim, action or proceeding, and the City of Ontario shall cooperate fully in the defense.

SECTION 6. Custodian of Records. The documents and materials that constitute the record of proceedings on which these findings have been based are located at the City of Ontario City Hall, 303 East "B" Street, Ontario, California 91764. The custodian for these records is the City Clerk of the City of Ontario.

SECTION 7. Severability. If any section, sentence, clause or phrase of this Ordinance or the application thereof to any entity, person or circumstance is held for any reason to be invalid or unconstitutional, such invalidity or unconstitutionality shall not affect other provisions or applications of this Ordinance which can be given effect without the invalid provision or application, and to this end the provisions of this Ordinance are severable. The People of the City of Ontario hereby declare that they would have adopted this Ordinance and each section, sentence, clause or phrase thereof, irrespective of the fact that any one or more section, subsections, sentences, clauses or phrases be declared invalid or unconstitutional.

SECTION 8. Effective Date. This Ordinance shall become effective 30 days following its adoption.

SECTION 9. The Mayor shall sign this Ordinance and the City Clerk shall certify as to the adoption and shall cause a summary thereof to be published at least once, in a newspaper of general circulation in the City of Ontario, California within fifteen (15) days of the adoption. The City Clerk shall post a certified copy of this ordinance, including the vote for and against the same, in the Office of the City Clerk, in accordance with Government Code Section 36933.

PASSED, APPROVED, AND ADOPTED this 16th day of February 2016.

PAUL S. LEON, MAYOR

ATTEST:

VICKI KASAD, ASSISTANT CITY CLERK

APPROVED AS TO FORM:

BEST BEST & KRIEGER LLP
CITY ATTORNEY

STATE OF CALIFORNIA)
COUNTY OF SAN BERNARDINO)
CITY OF ONTARIO)

I, VICKI KASAD, Assistant City Clerk of the City of Ontario, DO HEREBY CERTIFY that foregoing Ordinance No. 3044 was duly introduced at a regular meeting of the City Council of the City of Ontario held February 2, 2016 and adopted at the regular meeting held February 16, 2016 by the following roll call vote, to wit:

AYES: COUNCIL MEMBERS:

NOES: COUNCIL MEMBERS:

ABSENT: COUNCIL MEMBERS:

VICKI KASAD, MMC, ASSISTANT CITY CLERK

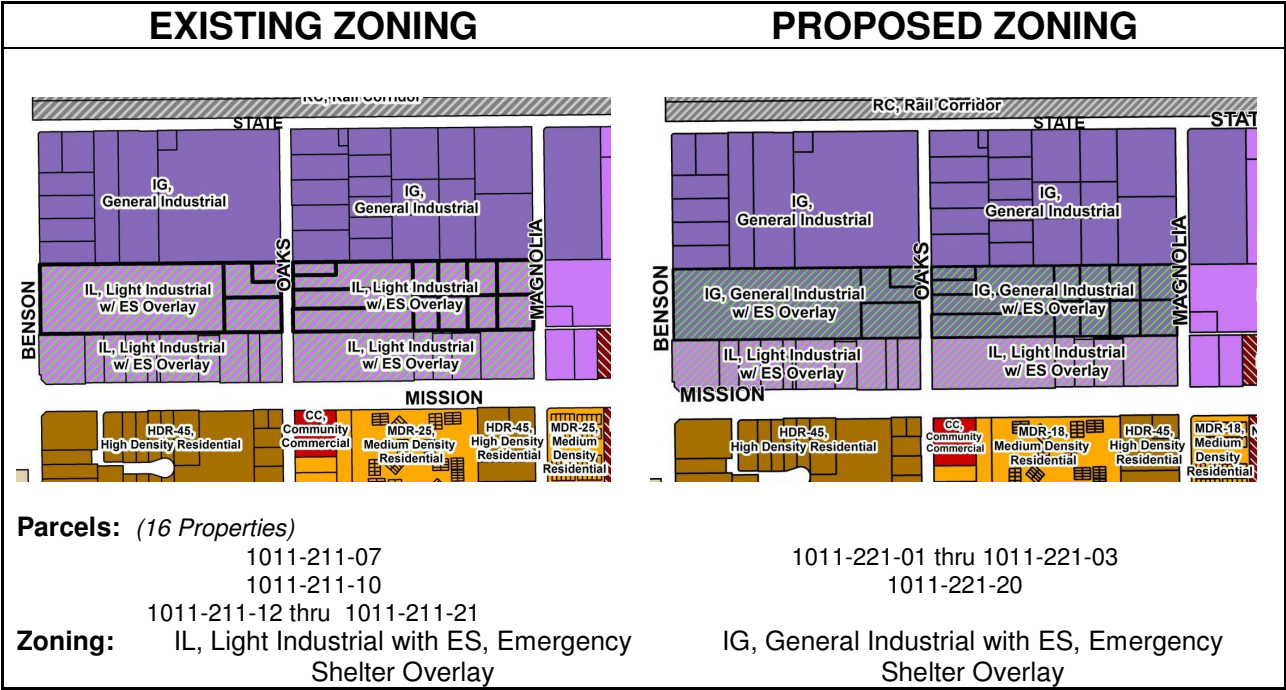
(SEAL)

I hereby certify that the foregoing is the original of Ordinance No. 3044 duly passed and adopted by the Ontario City Council at their regular meeting held February 16, 2016 and that Summaries of the Ordinance were published on February 9, 2016 and February 23, 2016, in the Inland Valley Daily Bulletin newspaper.

VICKI KASAD, MMC, ASSISTANT CITY CLERK

(SEAL)

Exhibit A
PZC15-003



CITY OF ONTARIO

Agenda Report
February 16, 2016

SECTION: CONSENT CALENDAR

**SUBJECT: PROFESSIONAL SERVICES AGREEMENTS FOR ON-CALL
CONSTRUCTION MANAGEMENT AND INSPECTION SERVICES**

RECOMMENDATION: That the City Council approve and authorize the City Manager to execute three-year Professional Services Agreements (on file with the Records Management Department) with the following firms: Wallace and Associates Consulting, Inc. of Corona, KOA Corporation of Ontario, AKM Consulting Engineers of Irvine and MWH Constructors of Pasadena; and authorize the City Manager to extend the agreements for up to two additional consecutive one-year periods consistent with City Council approved budgets.

**COUNCIL GOALS: Regain Local Control of the Ontario International Airport
Operate in a Businesslike Manner**

Focus Resources in Ontario's Commercial and Residential Neighborhoods

Invest in the City's Infrastructure (Water, Streets, Sewers, Parks, Storm Drains and Public Facilities)

FISCAL IMPACT: All firms have agreed to fixed billing rates set forth in their respective agreements on an on-call, as-needed basis for three years. At the City's discretion, up to two additional one-year extensions may be executed. Pricing for the option years will be negotiated, and any proposed fee increases will not exceed 3% per year. The total compensation under the terms of these agreements will be commensurate with City Council approved budgets for the individual capital improvement projects of the Water Fund, Sewer Fund, and annual work programs included in the baseline departmental operating budgets. There is no impact to the General Fund.

BACKGROUND: The City's sewer system includes approximately 393 miles of pipeline, approximately 40% of which is more than 50 years old. Similarly, the City's water system includes approximately 582 miles of pipeline, about 22% of which is more than 50 years old. Replacement of these aging pipelines as well as undersized pipelines is part of the City's ongoing capital improvement program to maintain the reliability of water and sewer service to the residents and businesses of the City of Ontario and to improve service pressures and fire flow availability.

STAFF MEMBER PRESENTING: Scott Burton, Utilities General Manager

Prepared by: Peter Tran
Department: MU/Engineering

City Manager
Approval: 

Submitted to Council/O.H.A. 02/16/2016

Approved: _____

Continued to: _____

Denied: _____

8

The proposed agreements for construction management and inspection services will provide the City with supplemental resources on an on-call, as-needed basis to implement various construction projects. In October, 2015, the City solicited proposals for on-call construction management and inspection services. Nineteen proposals were received. Each response was screened and scored independently by members of the Selection Team according to the scoring criteria outlined in the Request for Proposal. The criteria included the firm's profile, staffing, project experience, and references. After carefully reviewing each of the responses, the Selection Team invited the ten highest scoring firms to participate in a panel interview. GK and Associates of Diamond Bar was unable to attend the interview; the following nine firms were interviewed.

Firm	Location
Wallace & Associates Consulting, Inc.	Corona, CA
KOA Corporation	Ontario, CA
AKM Consulting Engineers	Irvine, CA
MWH Constructors	Pasadena, CA
Tetra Tech	San Dimas, CA
Albert A. Webb and Associates	Riverside, CA
ARCADIS U.S., Inc.	Riverside, CA
Michael Baker International	Ontario, CA
CivilSource	Irvine, CA

Wallace and Associates Consulting, Inc. of Corona, KOA Corporation of Ontario, AKM Consulting Engineers of Irvine and MWH Constructors of Pasadena are recommended based on their proposals, expertise, and successful performance of similar engineering services.