

## **STORMWATER POLLUTION PREVENTION FOR FOOD SERVICE BUSINESSES**

### **AREAWIDE STORM WATER PROGRAM**

The City of Ontario is regulated under an Areawide Urban Storm Water Runoff Permit issued by the Water Quality Control Board. This permit requires Food Service Businesses conducting work in the City to implement Best Management Practices (BMPs), to eliminate the discharge of pollutants into the City's storm drains.

### **STORMWATER BEST MANAGEMENT PRACTICES (BMPs)**

Food Service Business owners shall be familiar with the following stormwater BMPs and shall educate and train their employees to implement these practices at the business site:

- Grease interceptors (clarifiers) shall be inspected, maintained, and pumped out regularly to prevent sewer blockage and backup (overflow) into storm drains.
- Wastewater/washwater/cleaning water shall be directed to building drains and not to a storm drain or gutter.
- Grease/tallow bins shall be stored inside a building or within an outdoor storm resistant covered and spill-contained area.
- Surface cleaning discharges from pressure washing of paved areas shall be contained and prevented from discharging to storm drains.
- Vehicles and equipment shall not be washed outdoors unless the business is equipped with appropriate devices to discharge into the City's sanitary sewer.
- Trash dumpsters shall have working lids, drain plugs, and shall be kept covered.
- Roll-off waste containers shall have tarps available to cover and secure during rainstorms.
- Business sites shall be maintained by regular sweeping of all paved areas.
- Landscape areas shall be maintained to prevent trash accumulation and erosion.

**Non-implementation of the above BMPs will result in a Notice of Correction (NOC). Failure to address the Notice of Correction (NOC) by the due date will result in a Notice of Violation (NOV). Notices of Violations (NOVs) schedule is as follows:**

- A fine of \$100 for the first violation.
  - A fine of \$200 for the second violation (within 12 months).
  - A fine of \$500 for the third violation (within 12 months).
- Continuous violations will result in escalating fines including the issuance of an Administrative Order with a minimum of \$1000 fee and eventually fines up to \$3000 per day or revocation of the business license.

## **WASTEWATER DISPOSAL INFORMATION**

Non-domestic wastewater from Businesses may be approved for discharge into the City's sanitary sewer system via a written authorization taken in the form of an issued permit, or may be contained onsite and hauled to a legal disposal facility. Prior to commencing a wastewater discharge into the sanitary sewer system, users seeking to obtain an industrial wastewater discharge permit must first complete and file with the City, an industrial wastewater discharge permit application. The application shall be submitted, as prescribed by the City and appropriate for evaluation, and in sufficient time to allow for a proper and thorough evaluation. Following an evaluation of the data, the City may issue a wastewater discharge permit, in accordance with all of the terms and conditions that are set forth in the City of Ontario Public Sewer System Ordinance, Title 6, Chapter 7, and any other applicable provisions of federal or State law or regulation. If you have any questions regarding the discharge of wastewater into the sewer system, please contact the Ontario Municipal Utilities Company at (909) 395-2600.

## **STORMWATER PROGRAM**

For any information regarding the stormwater regulations, please contact the City of Ontario Engineering Department, Environmental Section at (909) 395-2025, or visit the City of Ontario website at <http://www.ontarioca.gov/engineering/environmental-services>.

# Pollution Prevention STORMWATER

## FOOD AND RESTAURANT

Food waste, grease, cleaning fluids, mop water and trash from restaurant operations often make their way into the San Bernardino County storm drain system, and do not get treated before reaching the Santa Ana River. This pollutes our drinking water and contaminates waterways, making them unsafe for people and wildlife. Follow these best management practices to prevent pollution and protect public health.



### Recycle Oil & Grease

Oil and grease wastes can be recycled. Look in the yellow pages for rendering companies, or call (909) 386-8401 for disposal information. Don't pour oil or grease into sinks, floor drains or onto a parking lot or street. Keep grease bins covered and contained. Keep your grease interceptor maintained to prevent sewer overflows or backups and keep records of grease waste hauling.



### Dumpster Areas

Keep dumpster lids closed and the areas around them clean. Do not fill with liquid waste or hose them out. Call your trash hauler to replace any dumpsters that are damaged or leak.



### Cleaning & Maintenance

Clean equipment, floor mats, filters and garbage cans in a mop sink, wash rack or floor drain connected to the sewer through a grease trap. Don't wash them or pour wash water in a parking lot, alley, sidewalk or street. Sweep outside areas and put the debris in the garbage, instead of sweeping or hosing it into the parking lot or street.



### Managing Spills

Clean food spills in loading and trash areas by using absorbent materials and sweeping then mopping, and discharge mop water into the sewer through a grease interceptor. Have spill containment and cleanup kits available. To report serious toxic spills, call 911.



### Handling Toxic Chemicals

Dispose of all unwanted toxic materials like cleaners, solvents and detergents through a hazardous waste hauler. These items are not trash. For information on hazardous waste pickup, call (909) 386-8401. Use non-toxic cleaning products whenever possible.

To report illegal dumping or for more information on stormwater pollution prevention, call:

**1 (800) CLEANUP**

[www.1800cleanup.org](http://www.1800cleanup.org)



# Prevención de Contaminación del Desagüe

## RESTAURANTES

Desechos de comida, grasa, líquidos de limpieza, agua del trapiador y basura de un restaurant acaban por llegar a los drenajes del Condado de San Bernardino y terminando en el río de Santa Ana. Para prevenir esta contaminación y proteger la salud pública, siga estas practicas.



### Reciclando Aceite & Grasa

El aceite y la grasa se pueden reciclar. Busca en las paginas amarillas compañías de reciclaje o llama al (909) 386-8401 para información. No los tires en los lavaderos, las coladeras, el estacionamiento o en la calle. Mantén los recipientes de grasa cubiertos y guardados.



### Areas de Basura

Mantén el bote de basura cerrado y el área del basurero limpia. No lo llenes con desechos líquidos ni utilices la manguera para lavarlo. Llama al transportador de basura para reemplazar los botes de basura que estén dañados.




### Limpiando & Mantenimiento

Limpiamos los tapetes de piso, los filtros y los botes de basura en el contenedor para trapeadores, lavavo, o en la coladera apropiado que llegue al drenaje. No los laves en el estacionamiento, los callejones, en la banqueta o en la calle. Barre el área de afuera y pon todo en la basura, en ves de dejarlo en la banqueta o en la calle.



### Controlando Derrames

Usa métodos secos para limpiar los derrames, barriendo y usando tierra para desechos de gato, no uses la manguera para limpiar los derrames. Mantén un kit de limpieza de derramamientos en tu negocio. Para reportar derrames llama al 911.



### Manejando Químicos Tóxicos

Deposita los desechos tóxicos como limpiadores, solventes, detergentes a un bote para tóxicos. Estos no son basura. Para más información sobre desechos peligrosos, llama al (909) 386-8401. Usa productos de limpieza que no sean tóxicos.

CAUTION  
ACHTUNG ATTENTION  
CUIDADO

Para reportar actividades ilegales u obtener más información de la prevención de contaminación llamar al :

**1 (800) CLEANUP**

[www.1800cleanup.org](http://www.1800cleanup.org)



# Managing FATS, OIL and GREASE “It’s Easier than YOU Think!”

## THE **WRONG WAY** La Forma Incorrecta



**1**

Do not pour cooking residue directly into the drain.

No vierta residuos de cocinar directamente en el desague.



**2**

Do not dispose of food waste into the garbage disposal.

No ponga desperdicios de comida en el triturador de comida.



**3**

Do not pour waste oil directly into the drain.

No ponga desperdicio de aceite directamente en el desague.



**4**

Do not wash floor mats where water will run off directly into the storm drain.

No lave tapetes de piso en un lugar donde el agua corra hacia el desague.

## THE **RIGHT WAY** La Forma Correcta



**1**

Wipe pots, pans, and work areas prior to washing.


Limpie con una toallita las ollas, cazuelas, y areas de trabajo antes de lavarlos.



**2**

Dispose of food waste directly into the trash.

Deseche los desperdicios de comida en el bote de basura.



**3**

Collect waste oil and store for recycling.

Junte el desperdicio de aceite y guardelo para que sea reciclado.



**4**

Clean mats inside over a utility sink.

Limpie los tapetes de piso dentro de un lavabo o fregador.


# COMMERCIAL TRASH ENCLOSURES

## FOLLOW THESE REQUIREMENTS TO KEEP OUR WATERWAYS CLEAN

Trash enclosures, such as those found in commercial and apartment complexes, typically contain materials that are intended to find their way to a landfill or a recycling facility. These materials are **NOT** meant to go into our local lakes and rivers.

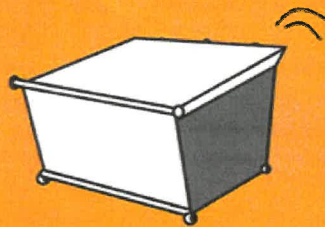
### PROTECT WATER QUALITY BY FOLLOWING THESE SIMPLE STEPS

#### PUT TRASH INSIDE



Place trash inside the bin (preferably in sealed bags)

#### CLOSE THE LID



Prevent rain from entering the bin in order to avoid leakage of polluted water runoff

#### KEEP TOXICS OUT



- Paint
- Grease, fats and used oils
- Batteries, electronics and fluorescent lights

### SOME ADDITIONAL GUIDELINES, INCLUDE

#### ✓ SWEEP FREQUENTLY

Sweep trash enclosure areas frequently, instead of hosing them down, to prevent polluted water from flowing into the streets and storm drains.

#### ✓ FIX LEAKS

Address trash bin leaks immediately by using dry clean up methods and report to your waste hauler to receive a replacement.

#### ✓ CONSTRUCT ROOF

Construct a solid cover roof over the existing trash enclosure structure to prevent rainwater from coming into contact with trash and garbage. Check with your local City/County for Building Codes.

In San Bernardino County, stormwater pollution is caused by food waste, landscape waste, chemicals and other debris that are washed into storm drains and end up in our waterways - untreated! You can be part of the solution by maintaining a water-friendly trash enclosure.

**THANK YOU FOR HELPING TO KEEP SAN BERNARDINO COUNTY CLEAN AND HEALTHY!**



To report illegal dumping (877-WASTE18) or to find a household hazardous waste facility (800-OILY CAT): [sbcountystormwater.org](http://sbcountystormwater.org)  
To dispose of hazardous waste call the San Bernardino County Fire Dept. - CUPA Program (909) 386-8401

# CONTENEDORES COMERCIALES PARA LA BASURA


## SIGA ESTOS PASOS PARA MANTENER LIMPIAS NUESTRAS VÍAS FLUVIALES

Los contenedores de basura, tales como aquellos que se encuentran en las unidades comerciales y departamentos, generalmente contienen materiales que están destinados a los rellenos sanitarios o en algún establecimiento de reciclaje.

Estos materiales NO deben ser vertidos en nuestros lagos y ríos locales.


### SIGA ESTOS PASOS PARA PROTEGER LA CALIDAD DEL AGUA

#### COLOQUE LA BASURA ADENTRO



Coloque la basura adentro del contenedor (preferentemente en bolsas selladas)

#### CIERRE LA TAPA



Evite que la lluvia ingrese al contenedor para evitar un escape de escorrentía contaminada

#### MANTENGA LOS PRODUCTOS TÓXICOS AFUERA



- Pintura
- Lubricante, grasas y aceites usados
- Baterías, componentes electrónicos y luces fluorescentes

### ALGUNAS GUÍAS ADICIONALES, LAS CUALES INCLUYEN

#### ✓ BARRER CON FRECUENCIA

Barra con frecuencia las áreas de los recintos para la basura, en lugar de lavarlas con una manguera, para evitar que el agua contaminada se vierta en las calles y los desagües de lluvia.

#### ✓ REPARE LAS GOTERAS

Ocúpese inmediatamente de las goteras en los contenedores de basura. Use los métodos de limpieza en seco e infórmele a su recolector de basura para que reciba un reemplazo.

#### ✓ CONSTRUYA UN TECHO

Construya un techo de cubierta sólida sobre la estructura actual del recinto para la basura a fin de evitar que el agua de lluvia entre en contacto con los desechos y la basura. Consulte a su Ciudad/Condado para conocer los Códigos de Construcción.

En el Condado de San Bernardino, los desechos de alimentos y jardines, los productos químicos y otros restos que se vierten en los desagües de aguas pluviales y que terminan en nuestras vías fluviales sin tratamiento alguno provocan la contaminación de estas aguas. Usted puede ser parte de la solución si mantiene un recinto para la basura que no contamine el agua.

¡MUCHAS GRACIAS POR AYUDAR A MANTENER LIMPIO Y SIN CONTAMINACIÓN AL CONDADO DE SAN BERNARDINO!



Para informar acerca del vertedero ilegal, llame a (877-WASTE18), o para encontrar un establecimiento donde arrojar los residuos peligrosos del hogar, llame a (800-OILY CAT): [sbcountystormwater.org](http://sbcountystormwater.org)

Big Bear • Chino • Chino Hills • Colton • Fontana • Grand Terrace • Highland • Loma Linda • Montclair • Ontario • Rancho Cucamonga • Redlands • Rialto • San Bernardino • San Bernardino County • San Bernardino County Flood Control District • Upland • Yucaipa