

STORMWATER POLLUTION PREVENTION FOR VEHICLE BODY REPAIR BUSINESSES

AREAWIDE STORM WATER PROGRAM

The City of Ontario is regulated under an Areawide Urban Storm Water Runoff Permit issued by the Water Quality Control Board. This permit requires Vehicle Businesses conducting work in the City to implement Best Management Practices (BMPs), to eliminate the discharge of pollutants into the City's storm drains.

STORMWATER BEST MANAGEMENT PRACTICES (BMPs)

Vehicle Business owners shall be familiar with the following stormwater BMPs and shall educate and train their employees to implement these practices at the business site:

- Hazardous waste accumulated at the business shall be properly contained, labeled, and stored in a leak proof sealed container inside a building or in an outdoor storm resistant covered and spill-contained area (see attached Hazardous Waste flyers).
- Vehicle body repair work, painting, detailing, wet sanding, and dry sanding shall be performed inside a building with a drain connected to the sewer via a Sand and Oil Interceptor.
- Wet sanding and dry sanding waste residue shall be contained and properly disposed of.
- Vehicles and equipment shall not be washed outdoors unless the business is equipped with appropriate devices to discharge into the City's sanitary sewer.
- Parts, engine, and equipment steam cleaning and degreasing waste shall be contained and properly disposed of.
- Oil spots shall be cleaned up with dry absorbent (kitty litter, sawdust) and swept up. If the dry absorbent does not work, introduce pressure washing followed by wastewater containment and proper disposal.
- Used vehicle parts, tires, materials, and metal scrap shall be stored inside a building or within an outdoor storm resistant covered and spill-contained area.
- Trash dumpsters shall have working lids, drain plugs, and shall be kept covered.
- Roll-off waste containers shall have tarps available to cover and secure during rainstorms.
- Business sites shall be maintained by regular sweeping of all paved areas.
- Landscape areas shall be maintained to prevent trash accumulation and erosion.

Non-implementation of the above BMPs will result in a Notice of Correction (NOC). Failure to address the Notice of Correction (NOC) by the due date will result in a Notice of Violation (NOV). Notices of Violations (NOVs) schedule is as follows:

- A fine of \$100 for the first violation.
- A fine of \$200 for the second violation (within 12 months).
- A fine of \$500 for the third violation (within 12 months).
- Continuous violations will result in escalating fines including the issuance of an Administrative Order with a minimum of \$1000 fee and eventually fines up to \$3000 per day or revocation of the business license.

WASTEWATER DISPOSAL INFORMATION

Non-domestic wastewater from Businesses may be approved for discharge into the City's sanitary sewer system via a written authorization taken in the form of an issued permit, or may be contained onsite and hauled to a legal disposal facility. Prior to commencing a wastewater discharge into the sanitary sewer system, users seeking to obtain an industrial wastewater discharge permit must first complete and file with the City, an industrial wastewater discharge permit application. The application shall be submitted, as prescribed by the City and appropriate for evaluation, and in sufficient time to allow for a proper and thorough evaluation. Following an evaluation of the data, the City may issue a wastewater discharge permit, in accordance with all of the terms and conditions that are set forth in the City of Ontario Public Sewer System Ordinance, Title 6, Chapter 7, and any other applicable provisions of federal or State law or regulation. If you have any questions regarding the discharge of wastewater into the sewer system, please contact the Ontario Municipal Utilities Company at (909) 395-2600.

STORMWATER PROGRAM

For any information regarding the stormwater regulations, please contact the City of Ontario Engineering Department, Environmental Section at (909) 395-2025, or visit the City of Ontario website at <http://www.ontarioca.gov/engineering/environmental-services>.

Pollution Prevention

STORMWATER

AUTO MAINTENANCE

Oil, grease, anti-freeze and other toxic automotive fluids often make their way into the San Bernardino County storm drain system, and do not get treated before reaching the Santa Ana River. This pollutes our drinking water and contaminates waterways, making them unsafe for people and wildlife. Follow these best management practices to prevent pollution and protect public health.




Cleaning Auto Parts

Scrape parts with a wire brush or use a bake oven rather than liquid cleaners. Arrange drip pans, drying racks and drain boards so that fluids are directed back into the parts washer or the fluid holding tank. Do not wash parts or equipment in a shop sink, parking lot, driveway or street.




Storing Hazardous Waste

Keep your liquid waste segregated. Many fluids can be recycled via hazardous waste disposal companies if they are not mixed. Store all materials under cover with spill containment or inside to prevent contamination of rainwater runoff.



Metal Grinding and Polishing

Keep a bin under your lathe or grinder to capture metal filings. Send uncontaminated filings to a scrap metal recycler for reclamation. Store metal filings in a covered container or indoors.




Preventing Leaks and Spills

Place drip pans underneath to capture fluids. Use absorbent cleaning agents instead of water to clean work areas.



Cleaning Spills

Use dry methods for spill cleanup (sweeping, absorbent materials). Follow your hazardous materials response plan, as filed with your local fire department or other hazardous materials authority. Be sure that all employees are aware of the plan and are capable of implementing each phase. To report serious toxic spills, call 911.



Proper Disposal of Hazardous Waste

Recycle used motor oil and oil filters, anti-freeze and other hazardous automotive fluids, batteries, tires and metal filings collected from grinding or polishing auto parts. Contact a licensed hazardous waste hauler. For more recycling information, call (909) 386-8401.



To report illegal dumping call

(877) WASTE18

sbcountystormwater.org



Prevención de Contaminación del Desagüe

MANTENIMIENTO DE AUTO

Aceite, grasa, anti-congelantes y otros líquidos tóxicos para el auto acaban por llegar a los drenajes del Condado de San Bernardino y terminando en el Río de Santa Ana. Esto contamina el agua que tomamos, haciéndola peligrosa para la gente y la vida salvaje. Sigue estas prácticas para prevenir la contaminación y proteger la salud pública.



Limpiar Partes De Autos

Limpia las partes de auto con un cepillo de alambres o usa un limpiador de hornos en vez de usar limpiadores líquidos. Arregla las graseras, perchas para secar y tablas de escurrir para que los líquidos sean dirigidos al lavadero o recipientes para guardar líquidos. No laves las partes de auto o herramientas en el estacionamiento, la cochera o la calle.




Almacenando Desechos Peligrosos

Mantén los desechos líquidos separados. Varios líquidos pueden ser reciclados por compañías que se especializan en desechos tóxicos si aun no están mezclados. Guarda y cubre todos los materiales dentro de un lugar para prevenir la contaminación del desagüe.



Desechos de Metal & Pulidos

Mantén un recipiente debajo de las máquinas de tornos o amoladoras para coleccionar desechos de metal. Manda los desechos de metal a un centro de reciclaje de metales. Guarda los desechos de metal en un recipiente cubierto o dentro del local.



Prevenir Goteaduras & Derrames

Utiliza caserolas para el goteo de líquidos. Use limpiadores absorbentes en lugar de agua para limpiar el área de trabajo.



Limpiando Derrames

Sigue tu plan de como actuar sobre los materiales tóxicos, como está indicado en el departamento de bomberos local u otras autoridades de materiales tóxicos. Asegurate que todos los empleados estén informados y capaz de aplicar cada fase del plan. Usa métodos secos para limpiar derramamientos (barriendo, materiales absorbentes, etc.).



Manera Correcta de Depositar los Desechos Peligrosos

Recicla el aceite de motor y filtros de aceite usados, anti-congelante, baterías, lubricantes, y desechos de metal y partes de auto pulidas. Llama a un colector de desechos tóxicos para disponer de absorbentes saturados. Mas información sobre reciclaje, llama al (909) 386-8401.



Para reportar actividades ilegales llamar al:

(877) WASTE18

sbcountystormwater.org




COMMERCIAL TRASH ENCLOSURES

FOLLOW THESE REQUIREMENTS TO KEEP OUR WATERWAYS CLEAN

Trash enclosures, such as those found in commercial and apartment complexes, typically contain materials that are intended to find their way to a landfill or a recycling facility. These materials are **NOT** meant to go into our local lakes and rivers.

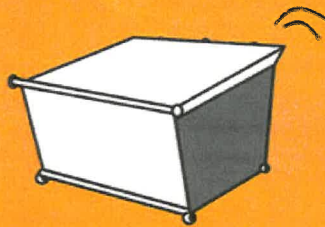
PROTECT WATER QUALITY BY FOLLOWING THESE SIMPLE STEPS

PUT TRASH INSIDE




Place trash inside the bin (preferably in sealed bags)

CLOSE THE LID



Prevent rain from entering the bin in order to avoid leakage of polluted water runoff

KEEP TOXICS OUT



- Paint
- Grease, fats and used oils
- Batteries, electronics and fluorescent lights

SOME ADDITIONAL GUIDELINES, INCLUDE

✓ SWEEP FREQUENTLY

Sweep trash enclosure areas frequently, instead of hosing them down, to prevent polluted water from flowing into the streets and storm drains.

✓ FIX LEAKS

Address trash bin leaks immediately by using dry clean up methods and report to your waste hauler to receive a replacement.

✓ CONSTRUCT ROOF

Construct a solid cover roof over the existing trash enclosure structure to prevent rainwater from coming into contact with trash and garbage. Check with your local City/County for Building Codes.

In San Bernardino County, stormwater pollution is caused by food waste, landscape waste, chemicals and other debris that are washed into storm drains and end up in our waterways - untreated! You can be part of the solution by maintaining a water-friendly trash enclosure.

THANK YOU FOR HELPING TO KEEP SAN BERNARDINO COUNTY CLEAN AND HEALTHY!



To report illegal dumping (877-WASTE18) or to find a household hazardous waste facility (800-OILY CAT): sbcountystormwater.org
To dispose of hazardous waste call the San Bernardino County Fire Dept. - CUPA Program (909) 386-8401

CONTENEDORES COMERCIALES PARA LA BASURA


SIGA ESTOS PASOS PARA MANTENER LIMPIAS NUESTRAS VÍAS FLUVIALES

Los contenedores de basura, tales como aquellos que se encuentran en las unidades comerciales y departamentos, generalmente contienen materiales que están destinados a los rellenos sanitarios o en algún establecimiento de reciclaje.

Estos materiales **NO** deben ser vertidos en nuestros lagos y ríos locales.


SIGA ESTOS PASOS PARA PROTEGER LA CALIDAD DEL AGUA

COLOQUE LA BASURA ADENTRO



Coloque la basura adentro del contenedor (preferentemente en bolsas selladas)

CIERRE LA TAPA



Evite que la lluvia ingrese al contenedor para evitar un escape de escorrentía contaminada

MANTENGA LOS PRODUCTOS TÓXICOS AFUERA



- Pintura
- Lubricante, grasas y aceites usados
- Baterías, componentes electrónicos y luces fluorescentes

ALGUNAS GUÍAS ADICIONALES, LAS CUALES INCLUYEN

✓ BARRER CON FRECUENCIA

Barra con frecuencia las áreas de los recintos para la basura, en lugar de lavarlas con una manguera, para evitar que el agua contaminada se vierta en las calles y los desagües de lluvia.

✓ REPARE LAS GOTERAS

Ocúpese inmediatamente de las goteras en los contenedores de basura. Use los métodos de limpieza en seco e infórmele a su recolector de basura para que reciba un reemplazo.

✓ CONSTRUYA UN TECHO

Construya un techo de cubierta sólida sobre la estructura actual del recinto para la basura a fin de evitar que el agua de lluvia entre en contacto con los desechos y la basura. Consulte a su Ciudad/Condado para conocer los Códigos de Construcción.

En el Condado de San Bernardino, los desechos de alimentos y jardines, los productos químicos y otros restos que se vierten en los desagües de aguas pluviales y que terminan en nuestras vías fluviales sin tratamiento alguno provocan la contaminación de estas aguas. Usted puede ser parte de la solución si mantiene un recinto para la basura que no contamine el agua.

¡MUCHAS GRACIAS POR AYUDAR A MANTENER LIMPIO Y SIN CONTAMINACIÓN AL CONDADO DE SAN BERNARDINO!



Para informar acerca del vertedero ilegal, llame a (877-WASTE18), o para encontrar un establecimiento donde arrojar los residuos peligrosos del hogar, llame a (800-OILY CAT): sbcountystormwater.org

Big Bear • Chino • Chino Hills • Colton • Fontana • Grand Terrace • Highland • Loma Linda • Montclair • Ontario • Rancho Cucamonga • Redlands • Rialto • San Bernardino • San Bernardino County • San Bernardino County Flood Control District • Upland • Yucaipa

Waste Type and Cost

There is a small handling fee involved in the collection of hazardous waste from your business. Disposal costs depend on the type of waste.

Aerosols	\$1.29/lb.
Automobile motor oil	\$.73/gal.
Anti-freeze	\$1.57/gal.
Contaminated oil	\$8.82/gal.
Car batteries	\$.62/ea.
Corrosive liquids, solids	\$2.80/lb.
Flammable liquids, solids	\$1.57/lb.
Fluorescent Tubes/Bulbs	\$2.24/ea.
Mercury	\$10.08/lb.
NiCad/Alkaline Batteries	\$2.13/lb.
Oil Base Paints	\$1.00/lb.
Oil Filters	\$.56/ea.
Oxidizer liquids, solids	\$3.00/lb.
PCB Ballasts	\$5.94/lb.
Pesticides (most)	\$2.91/lb.
Television & Monitors	\$11.20/ea.
Additional Handling	\$138.00/hr.

Rates subject to change without notice

WE CANNOT ACCEPT

- * Radioactives
- * Water reactives
- * Explosives
- * Compressed gas cylinders
- * Medical or biohazardous waste
- * Asbestos
- * Remediation wastes

San Bernardino County Fire Department

CESQG Program

2824 East "W" Street

San Bernardino, CA 92415-0799

Phone: 909-382-5401

Fax: 909-382-5413

www.sbcfire.org/hazmat/hhw.aspx

Email: invangese@sbcfire.org

Used Oil and Filters ARE 100% Recyclable!



C ONDITIONALLY
E XEMPT
S MALL
Q UANTITY
G ENERATOR
L PROGRAM



HAZARDOUS WASTE Disposal FOR SMALL BUSINESSES

WHAT IS A CESQG?

Businesses that generate 27 gallons or 220 lbs. of hazardous waste, or 2.2 lbs. of extremely hazardous waste per month are called "Conditionally Exempt Small Quantity Generators," or CESQGs. San Bernardino County Household Hazardous Waste Program provides waste management services to CESQG businesses. The most common CESQGs in San Bernardino County are painters, print shops, auto shops, builders, agricultural operators and property managers, but there are many others. When you call, be ready to describe the types and amounts of waste your business generates in a typical month. If you generate hazardous waste on a regular basis, you must:



- * Register with San Bernardino County Fire Department (909) 386-8401 as a hazardous waste generator.
- * To obtain an EPA ID# and application form from the State visit www.dtsc.ca.gov.
- * Manage hazardous waste in accordance with all applicable local, state and federal laws and regulations.

HOW DO I GET SERVICE?

To arrange an appointment for the CESQG Program, call 1-800-645-9228 or 909-382-5401. Be ready to describe the type and amount of hazardous waste your business is ready to dispose of, and the types and size(s) of containers that the waste is in.



PROGRAMS FOR SMALL BUSINESSES

WHY IS THE FIRE DEPARTMENT COLLECTING HAZARDOUS WASTE?

Small Quantity Generators often have difficulty disposing of small quantities of hazardous waste. Hazardous waste companies usually have a minimum amount of waste that they will pick up, or charge a minimum fee for service. Typically, the minimum fee exceeds the cost of disposal for the hazardous waste. This leaves the small quantity generator in a difficult situation. Some respond by storing hazardous waste until it becomes economical for the hazardous waste transporter to pick it up, putting the business out of compliance by exceeding regulatory accumulation time limits. Other businesses simply store their hazardous wastes indefinitely, creating an unsafe work environment and exceeding accumulation time limits. Yet other businesses attempt to illegally dispose of their waste at household hazardous waste collection facilities. These facilities are not legally permitted to accept commercial wastes, nor are prepared to provide legal documentation for commercial hazardous waste disposal. In answer to the problems identified above,



the San Bernardino County Fire Department Household Hazardous Waste Program instituted the Conditionally Exempt Small Quantity Generator Program.

PAYMENT FOR SERVICES

The CESQG Program will prepare an invoice for your business at the time of service. You can pay at the time of service with cash or a check, or you can mail your payment to the Fire Department within 30 days. Please note that we do not accept credit card payments. The preferred method of payment is to handle payment at time of service. Additional charges may apply for accounts not paid within 30 days.



ARE THERE ANY OTHER WAYS THAT I CAN SAVE MONEY ON HAZARDOUS WASTE DISPOSAL?

Yes! First, start by reducing the amount of waste that you produce by changing processes or process chemicals, at your business. Next, examine if there is a way that you can recycle your waste back into your processes.



Network with similar businesses or trade associations for waste minimization and pollution prevention solutions.

WHAT IF YOUR BUSINESS DOES NOT QUALIFY?

Call the San Bernardino County Fire Department Field Services Division for assistance with hazardous waste management at 909-386-8401. If you reduce the amount of waste you generate each month to 27 gallons or less, you may qualify in the future.



WHAT HAPPENS TO YOUR HAZARDOUS WASTE?

Hazardous waste collected by the CESQG Program is transported to a state permitted processing facility in San Bernardino. The waste is further processed at this point and packaged for off-site recycling (oil filters, oil, latex paint, antifreeze, and batteries) or destructive incineration (pesticides, corrosives, flammables, oil based paint).

